

Energi & klimaregnskap 2022

Olav Thon Eiendomsselskap

Hensikten med denne rapporten er å vise oversikten over organisasjonens klimagassutslipp (GHG-utslipp), som en integrert del av en overordnet klimastrategi. Et klimaregnskap er et viktig verktøy i arbeidet med å identifisere konkrete tiltak for å redusere sitt energiforbruk og tilhørende GHG-utslipp. Denne årlige rapporten gjør organisasjonen i stand til å måle nøkkeltall og dermed evaluere seg selv over tid.

Rapporten omfatter Olav Thon Eiendomsselskaps virksomheter.

Informasjonen som benyttes i et klimaregnskap stammer både fra eksterne og interne kilder, og blir omregnet til tonn CO₂-ekvivalenter. Analysen er basert på den internasjonale standarden "A Corporate Accounting and Reporting Standard", som er utviklet av "the Greenhouse Gas Protocol Initiative" - GHG protokollen. Dette er den mest anvendte metoden verden over for å måle sine utslipp av klimagasser. ISO standard 14064-I er basert på denne.

Reporting Year Energy and GHG Emissions

Utslippskilde	Forklaring	Forbruk	Enhet	Energi (MWh)	Utslipp tCO ₂ e	Utslippsandel
Transport total				233.4	52.8	0.5 %
DIESEL (NO)	201490 Thon Kjøpesenter Nord AS	2,396.0	liters	24.9	5.0	-
DIESEL (NO)	203721 AMFI DRIFT STOREBRAND AS	209.0	liters	2.2	0.4	-
DIESEL (NO)	101530 Thon Storo AS	2,385.0	liters	24.8	5.0	-
DIESEL (NO)	104540 Time Park Service AS	2,653.0	liters	27.6	5.5	0.1 %
DIESEL (NO)	203498 AMFI DRIFT AS	450.0	liters	4.7	0.9	-
DIESEL (NO)	201476 Thon Kjøpesenter Soer AS	269.0	liters	2.8	0.6	-
Bensin	201490 Thon Kjøpesenter Nord AS	162.0	liters	1.6	0.4	-
Bensin	104540 Time Park Service AS	2,529.0	liters	24.5	5.9	0.1 %
Bensin	203498 AMFI DRIFT AS	10,827.0	liters	104.9	25.3	0.2 %
Bensin	101560 Aasane Storsenter DA	1,556.0	liters	15.1	3.6	-
Bensin	201476 Thon Kjøpesenter Soer AS	42.0	liters	0.4	0.1	-
Stasjonær forbrenning total				14.3	3.6	-
Gas oil	201490 Thon Kjøpesenter Nord AS	779.0	liters	8.3	2.1	-
Propan (NO)		468.0	kg	6.0	1.4	-
Scope 1 total				247.7	56.4	0.5 %
Elektrisitet total				122,509.4	3,185.2	31.1 %
Elektrisitet Nordisk miks	201481 Thon Kjøpesenter Midt AS	11,107,245.0	kWh	11,107.2	288.8	2.8 %
Elektrisitet Nordisk miks	201490 Thon Kjøpesenter Nord AS	8,815,952.0	kWh	8,816.0	229.2	2.2 %
Elektrisitet Nordisk miks	201460 Drøbak City AS	908,423.0	kWh	908.4	23.6	0.2 %
Elektrisitet Nordisk miks	201461 AmCo Bygg Nærbø AS	813,689.0	kWh	813.7	21.2	0.2 %
Elektrisitet Nordisk miks	201053 Amfi Bygg Eidsvoll AS	798,319.0	kWh	798.3	20.8	0.2 %
Elektrisitet Nordisk miks	101550 Vestkanten AS	5,000,156.0	kWh	5,000.2	130.0	1.3 %
Elektrisitet Nordisk miks	201496 Amfi Bygg Fauske AS	645,352.0	kWh	645.4	16.8	0.2 %
Elektrisitet Nordisk miks	201469 Bårdshaug Nord AS	1,111,204.0	kWh	1,111.2	28.9	0.3 %
Elektrisitet Nordisk miks	201488 Thon Kjøpesenter Øst AS	5,728,393.0	kWh	5,728.4	148.9	1.5 %
Elektrisitet Nordisk miks	201432 Eiendomselskapet Bryggerikvartalet AS	1,183,306.0	kWh	1,183.3	30.8	0.3 %
Elektrisitet Nordisk miks	201473 Sogningen Storsenter AS	1,366,796.0	kWh	1,366.8	35.5	0.3 %
Elektrisitet Nordisk miks	201466 Amfi Bygg Moa AS	3,952,524.0	kWh	3,952.5	102.8	1.0 %
Elektrisitet Nordisk miks	101530 Thon Storo AS	5,742,407.0	kWh	5,742.4	149.3	1.5 %
Elektrisitet Nordisk miks	201493 Thon Kjøpesenter Vest AS	2,804,521.0	kWh	2,804.5	72.9	0.7 %
Elektrisitet Nordisk miks	101501 OTE Eiendom AS	20,267,952.0	kWh	20,268.0	527.0	5.1 %
Elektrisitet Nordisk miks	101515 Gardermoen Park AS	1,875,528.0	kWh	1,875.5	48.8	0.5 %
Elektrisitet Nordisk miks	201730 Amfi Bygg Longyearbyen AS	76,463.0	kWh	76.5	2.0	-
Elektrisitet Nordisk miks	50597 Sartor Storsenter AS (ikke fullt regnskap)	1,843,805.0	kWh	1,843.8	47.9	0.5 %
Elektrisitet Nordisk miks	201702 Dølastugu Eiendom AS	613,276.0	kWh	613.3	15.9	0.2 %
Elektrisitet Nordisk miks	101560 Åsane Storsenter DA	4,446,478.0	kWh	4,446.5	115.6	1.1 %
Elektrisitet Nordisk miks	201476 Thon Kjøpesenter Sør AS	5,210,752.0	kWh	5,210.8	135.5	1.3 %
Elektrisitet Nordisk miks	201804 Sentrum Breivika AS	449,828.0	kWh	449.8	11.7	0.1 %
Elektrisitet Nordisk miks	101510 Jessheim Storsenter AS	3,996,613.0	kWh	3,996.6	103.9	1.0 %
Elektrisitet Nordisk miks	101523 Thon Åsane AS	788,024.0	kWh	788.0	20.5	0.2 %
Elektrisitet Nordisk miks	201453 Amco Bygg 2 Nærbø AS	531,161.0	kWh	531.2	13.8	0.1 %
Elektrisitet Nordisk miks	301264 Fastighets AB Sollentuna Centrum	10,285,477.0	kWh	10,285.5	267.4	2.6 %
Elektrisitet Nordisk miks	101532 Bergen Storsenter AS	2,004,209.0	kWh	2,004.2	52.1	0.5 %

Elektrisitet Nordisk miks	201471 Amfi Bygg Elverum AS	1,084,772.0 kWh	1,084.8	28.2	0.3 %
Elektrisitet Nordisk miks	201433 Eiendomsselskapet Triade AS	137,615.0 kWh	137.6	3.6	-
Elektrisitet Nordisk miks	201845 Hustadgården Eiendom AS	520,556.0 kWh	520.6	13.5	0.1 %
Elektrisitet Nordisk miks	201758 Coop Rørvik Eiendom AS	649,762.0 kWh	649.8	16.9	0.2 %
Elektrisitet Nordisk miks	201467 Solco AS	136,722.0 kWh	136.7	3.6	-
Elektrisitet Nordisk miks	301265 Fastighets AB Överby Köpcentrum	3,144,159.0 kWh	3,144.2	81.7	0.8 %
Elektrisitet Nordisk miks	201054 Amfi Bygg Årnes AS	529,774.0 kWh	529.8	13.8	0.1 %
Elektrisitet Nordisk miks	201823 OTI-Senteret Eiendom AS	765,181.0 kWh	765.2	19.9	0.2 %
Elektrisitet Nordisk miks	301262 Fastighets AB Hageby Centrum	6,223,614.0 kWh	6,223.6	161.8	1.6 %
Elektrisitet Nordisk miks	55003 Sørlandsenteret Eiendom AS (ikke full regnsk)	2,672,767.0 kWh	2,672.8	69.5	0.7 %
Elektrisitet Nordisk miks	201800 Molde Storsenter AS	1,155,797.0 kWh	1,155.8	30.1	0.3 %
Elektrisitet Nordisk miks	301266 Mitticity i Karlstad Fastighets AB	3,120,848.0 kWh	3,120.8	81.1	0.8 %
Fjernvarmest total			78,530.6	2,217.1	21.6 %
Fjernvarme Trondheim	201481 Thon Kjøpesenter Midt AS	63,724.0 kWh	63.7	2.1	-
District heating NO/Namsos	201481 Thon Kjøpesenter Midt AS	62,184.0 kWh	62.2	1.1	-
District heating NO/Namsos	201469 Bårdshaug Nord AS	546,828.0 kWh	546.8	9.8	0.1 %
Fjernvarme Norsk miks	201490 Thon Kjøpesenter Nord AS	331,392.0 kWh	331.4	4.6	-
Fjernvarme Norsk miks	201461 AmCo Bygg Nærbø AS	192,024.0 kWh	192.0	2.6	-
Fjernvarme Norsk miks	201053 Amfi Bygg Eidsvoll AS	243,051.0 kWh	243.1	3.4	-
Fjernvarme Norsk miks	101515 Gardermoen Park AS	915,330.0 kWh	915.3	12.6	0.1 %
Fjernvarme Norsk miks	201730 Amfi Bygg Longyearbyen AS	688,671.0 kWh	688.7	9.5	0.1 %
Fjernvarme Norsk miks	50597 Sartor Storsenter AS (ikke full regnskap)	778,903.0 kWh	778.9	10.7	0.1 %
Fjernvarme Norsk miks	201476 Thon Kjøpesenter Sør AS	610,128.0 kWh	610.1	8.4	0.1 %
Fjernvarme Norsk miks	201471 Amfi Bygg Elverum AS	385,229.0 kWh	385.2	5.3	0.1 %
Fjernvarme NO / Mo i Rana	201490 Thon Kjøpesenter Nord AS	3.0 kWh	-	-	-
Fjernvarme Moss	201488 Thon Kjøpesenter Øst AS	644,220.0 kWh	644.2	7.6	0.1 %
Fjernkjøling NO / Nydalen	201488 Thon Kjøpesenter Øst AS	856,350.0 kWh	856.4	5.6	0.1 %
Fjernkjøling NO / Nydalen	101530 Thon Storo AS	2,502,750.0 kWh	2,502.8	16.3	0.2 %
Fjernkjøling NO / Nydalen	101501 OTE Eiendom AS	3,059,042.0 kWh	3,059.0	19.9	0.2 %
Fjernkjøling NO / Nydalen	50597 Sartor Storsenter AS (ikke full regnskap)	1,079,993.0 kWh	1,080.0	7.0	0.1 %
Fjernkjøling NO / Nydalen	201476 Thon Kjøpesenter Sør AS	252,238.0 kWh	252.2	1.6	-
Fjernkjøling NO / Nydalen	101523 Thon Åsane AS	89,499.0 kWh	89.5	0.6	-
Fjernkjøling NO / Nydalen	55003 Sørlandsenteret Eiendom AS (ikke full regnsk)	1,485,100.0 kWh	1,485.1	9.7	0.1 %
Fjernvarme Ålesund	201466 Amfi Bygg Moa AS	718,587.0 kWh	718.6	1.9	-
Fjernvarme NO / Oslo	101530 Thon Storo AS	2,694,028.0 kWh	2,694.0	25.6	0.2 %
Fjernvarme NO / Oslo	101501 OTE Eiendom AS	13,263,880.0 kWh	13,263.9	126.0	1.2 %
District heating NO/Lillestrøm	101530 Thon Storo AS	542,400.0 kWh	542.4	2.2	-
Fjernvarme Bergen	101501 OTE Eiendom AS	479,636.0 kWh	479.6	0.7	-
Fjernvarme Bergen	101523 Thon Åsane AS	559,960.0 kWh	560.0	0.8	-
Fjernvarme Bergen	101532 Bergen Storsenter AS	440,451.0 kWh	440.5	0.6	-
Fjernvarme Sandvika	101501 OTE Eiendom AS	2,185,624.0 kWh	2,185.6	18.8	0.2 %
Fjernvarme Sandvika	101515 Gardermoen Park AS	421,503.0 kWh	421.5	3.6	-
Fjernvarme Sandvika	101510 Jessheim Storsenter AS	1,077,051.0 kWh	1,077.1	9.3	0.1 %
Fjernvarme Kristiansand	201476 Thon Kjøpesenter Sør AS	1,080,452.0 kWh	1,080.5	42.0	0.4 %
Fjernvarme Kristiansand	55003 Sørlandsenteret Eiendom AS (ikke full regnsk)	1,367,885.0 kWh	1,367.9	53.2	0.5 %
Fjernvarme Sverige miks	301264 Fastighets AB Sollentuna Centrum	35,746,493.0 kWh	35,746.5	1,647.9	16.1 %

Fjernvarme Sverige miks	301262 Fastighets AB Hageby Centrum	2,373,351.0 kWh	2,373.4	109.4	1.1 %
Fjernvarme Sverige miks	301266 Mitticity i Karlstad Fastighets AB	792,594.0 kWh	792.6	36.5	0.4 %
Scope 2 total			201,040.0	5,402.3	52.7 %

Tjenestereiser total			-	122.2	1.2 %
Air travel, domestic, incl. RF	201481 Thon Kjøpesenter Midt AS	4,964.0 pkm	-	1.2	-
Air travel, domestic, incl. RF	201490 Thon Kjøpesenter Nord AS	96,020.0 pkm	-	23.6	0.2 %
Air travel, domestic, incl. RF	204497 Amfi Kreativ AS	31,619.0 pkm	-	7.8	0.1 %
Air travel, domestic, incl. RF	201496 Amfi Bygg Fauske AS	3,425.0 pkm	-	0.8	-
Air travel, domestic, incl. RF	201469 BAardshaug Nord AS	728.0 pkm	-	0.2	-
Air travel, domestic, incl. RF	203721 Amfi Drift Storebrand AS	10,643.0 pkm	-	2.6	-
Air travel, domestic, incl. RF	201488 Thon Kjøpesenter Øst AS	1,307.0 pkm	-	0.3	-
Air travel, domestic, incl. RF	201493 Thon Kjøpesenter Vest AS	2,270.0 pkm	-	0.6	-
Air travel, domestic, incl. RF	203498 Amfi Drift AS	289,539.0 pkm	-	71.2	0.7 %
Air travel, domestic, incl. RF	201730 Amfi Bygg Longyearbyen AS	11,082.0 pkm	-	2.7	-
Air travel, domestic, incl. RF	201476 Thon Kjøpesenter Soer AS	6,533.0 pkm	-	1.6	-
Air travel, domestic, incl. RF	201495 L.A. Meyer Eiendom AS	2,163.0 pkm	-	0.5	-
Air travel, domestic, incl. RF	101532 Bergen Storsenter AS	1,105.0 pkm	-	0.3	-
Air travel, domestic, incl. RF	201758 Coop Rørvik Eiendom AS	2,691.0 pkm	-	0.7	-
Air travel, domestic, incl. RF	101527 Sørlandssenteret Eiendom AS	1,758.0 pkm	-	0.4	-
Air travel, continental, incl. RF	201481 Thon Kjøpesenter Midt AS	1,545.0 pkm	-	0.2	-
Air travel, continental, incl. RF	201490 Thon Kjøpesenter Nord AS	6,180.0 pkm	-	0.9	-
Air travel, continental, incl. RF	204497 Amfi Kreativ AS	8,041.0 pkm	-	1.2	-
Air travel, continental, incl. RF	201496 Amfi Bygg Fauske AS	773.0 pkm	-	0.1	-
Air travel, continental, incl. RF	201469 BAardshaug Nord AS	773.0 pkm	-	0.1	-
Air travel, continental, incl. RF	203721 Amfi Drift Storebrand AS	1,545.0 pkm	-	0.2	-
Air travel, continental, incl. RF	203498 Amfi Drift AS	15,999.0 pkm	-	2.5	-
Air travel, continental, incl. RF	201730 Amfi Bygg Longyearbyen AS	773.0 pkm	-	0.1	-
Air travel, continental, incl. RF	201476 Thon Kjøpesenter Soer AS	1,092.0 pkm	-	0.2	-
Air travel, continental, incl. RF	101532 Bergen Storsenter AS	12,650.0 pkm	-	1.9	-
Air travel, continental, incl. RF	201758 Coop Rørvik Eiendom AS	773.0 pkm	-	0.1	-
Avfall total			-	4,666.8	45.5 %
Paper waste, recycled	201481 Thon Kjøpesenter Midt AS	30,405.0 kg	-	0.6	-
Paper waste, recycled	201490 Thon Kjøpesenter Nord AS	2,125.0 kg	-	-	-
Paper waste, recycled	201460 Drøbak City AS	41,770.0 kg	-	0.9	-
Paper waste, recycled	201053 Amfi Bygg Eidsvoll AS	62,090.0 kg	-	1.3	-
Paper waste, recycled	101550 Vestkanten AS	60.0 kg	-	-	-
Paper waste, recycled	201496 Amfi Bygg Fauske AS	1,570.0 kg	-	-	-
Paper waste, recycled	201469 BAardshaug Nord AS	6,146.0 kg	-	0.1	-
Paper waste, recycled	201488 Thon Kjøpesenter Øst AS	119,623.0 kg	-	2.5	-
Paper waste, recycled	201432 Eiendomselskapet Bryggerikvartalet AS	790.0 kg	-	-	-
Paper waste, recycled	201466 Amfi Bygg Moa AS	1,720.0 kg	-	-	-
Paper waste, recycled	101530 Thon Storo AS	406,400.0 kg	-	8.7	0.1 %
Paper waste, recycled	101501 OTE Eiendom AS	119,190.0 kg	-	2.5	-
Paper waste, recycled	101515 Gardermoen Park AS	103,500.0 kg	-	2.2	-
Paper waste, recycled	203498 Amfi Drift AS	4,370.0 kg	-	0.1	-
Paper waste, recycled	201476 Thon Kjøpesenter Soer AS	3,610.0 kg	-	0.1	-
Paper waste, recycled	201843 Axess Eiendom AS	1,030.0 kg	-	-	-

Paper waste, recycled	301264 Fastighets AB Sollentuna Centrum	96,800.0 kg	-	2.1	-
Paper waste, recycled	201471 Amfi Bygg Elverum AS	10,170.0 kg	-	0.2	-
Paper waste, recycled	301265 Fastighets AB Kjøpcentrum	56,685.0 kg	-	1.2	-
Paper waste, recycled	50580 Lagunen AS (ikke fult regnskap)	1,985.0 kg	-	-	-
Paper waste, recycled	301262 Fastighets AB Hageby Centrum	52,825.0 kg	-	1.1	-
Paper waste, recycled	201844 Axess Basecamp I AS	480.0 kg	-	-	-
Paper waste, recycled	201800 Molde Storsenter AS	3,280.0 kg	-	0.1	-
Paper waste, recycled	301266 Mitticity i Karlstad Fastighets AB	101,288.0 kg	-	2.2	-
Organic waste, treated	201481 Thon Kjøpesenter Midt AS	52,220.0 kg	-	1.1	-
Organic waste, treated	201490 Thon Kjøpesenter Nord AS	106,962.0 kg	-	2.3	-
Organic waste, treated	201460 Drøbak City AS	3,200.0 kg	-	0.1	-
Organic waste, treated	201053 Amfi Bygg Eidsvoll AS	15,917.0 kg	-	0.3	-
Organic waste, treated	204497 Amfi Kreativ AS	90.0 kg	-	-	-
Organic waste, treated	101550 Vestkanten AS	34,251.0 kg	-	0.7	-
Organic waste, treated	201496 Amfi Bygg Fauske AS	18,450.0 kg	-	0.4	-
Organic waste, treated	201469 Bårdshaug Nord AS	834.0 kg	-	-	-
Organic waste, treated	203721 Amfi Drift Storebrand AS	56,375.0 kg	-	1.2	-
Organic waste, treated	201488 Thon Kjøpesenter Øst AS	93,876.0 kg	-	2.0	-
Organic waste, treated	201432 Eiendomselskapet Bryggerikvartalet AS	2,560.0 kg	-	0.1	-
Organic waste, treated	201466 Amfi Bygg Moa AS	6,856.0 kg	-	0.1	-
Organic waste, treated	101530 Thon Storo AS	79,095.0 kg	-	1.7	-
Organic waste, treated	201493 Thon Kjøpesenter Vest AS	66,001.0 kg	-	1.4	-
Organic waste, treated	101501 OTE Eiendom AS	164,558.0 kg	-	3.5	-
Organic waste, treated	101515 Gardermoen Park AS	26,260.0 kg	-	0.6	-
Organic waste, treated	203498 Amfi Drift AS	4,288.0 kg	-	0.1	-
Organic waste, treated	50597 Sartor Storsenter AS (ikke fult regnskap)	13,303.0 kg	-	0.3	-
Organic waste, treated	101560 Osane Storsenter DA	87,071.0 kg	-	1.9	-
Organic waste, treated	201476 Thon Kjøpesenter Sør AS	57,102.0 kg	-	1.2	-
Organic waste, treated	101510 Jessheim Storsenter AS	97,755.0 kg	-	2.1	-
Organic waste, treated	201843 Axess Eiendom AS	770.0 kg	-	-	-
Organic waste, treated	101532 Bergen Storsenter AS	30,168.0 kg	-	0.6	-
Organic waste, treated	201471 Amfi Bygg Elverum AS	1,440.0 kg	-	-	-
Organic waste, treated	201758 Coop Rørvik Eiendom AS	7,754.0 kg	-	0.2	-
Organic waste, treated	201467 Solco AS	1,035.0 kg	-	-	-
Organic waste, treated	50585 Lagunen DA (ikke fult regnskap)	32,192.0 kg	-	0.7	-
Organic waste, treated	50580 Lagunen AS (ikke fult regnskap)	1,480.0 kg	-	-	-
Organic waste, treated	55003 Sørlandsenteret Eiendom AS (ikke fult regnsk)	73,290.0 kg	-	1.6	-
Organic waste, treated	201800 Molde Storsenter AS	5,720.0 kg	-	0.1	-
Organic waste, treated	301266 Mitticity i Karlstad Fastighets AB	540.0 kg	-	-	-
Metal waste, recycled	201481 Thon Kjøpesenter Midt AS	2,600.0 kg	-	0.1	-
Metal waste, recycled	201490 Thon Kjøpesenter Nord AS	42,797.0 kg	-	0.9	-
Metal waste, recycled	201461 AmCo Bygg Nørby AS	3,570.0 kg	-	0.1	-
Metal waste, recycled	201053 Amfi Bygg Eidsvoll AS	1,070.0 kg	-	-	-
Metal waste, recycled	101550 Vestkanten AS	23,200.0 kg	-	0.5	-
Metal waste, recycled	201496 Amfi Bygg Fauske AS	490.0 kg	-	-	-

Metal waste, recycled	201469 B�rdshaug Nord AS	20,040.0 kg	-	0.4	-
Metal waste, recycled	203721 Amfi Drift Storebrand AS	28,157.0 kg	-	0.6	-
Metal waste, recycled	201488 Thon K�pesenter �st AS	13,225.0 kg	-	0.3	-
Metal waste, recycled	201432 Eiendomselskapet Bryggerikvartalet AS	110.0 kg	-	-	-
Metal waste, recycled	201466 Amfi Bygg Moa AS	13,840.0 kg	-	0.3	-
Metal waste, recycled	101530 Thon Storo AS	11,100.0 kg	-	0.2	-
Metal waste, recycled	201493 Thon K�pesenter Vest AS	4,951.0 kg	-	0.1	-
Metal waste, recycled	101501 OTE Eiendom AS	35,730.0 kg	-	0.8	-
Metal waste, recycled	101515 Gardermoen Park AS	4,320.0 kg	-	0.1	-
Metal waste, recycled	203498 Amfi Drift AS	7,556.0 kg	-	0.2	-
Metal waste, recycled	50597 Sartor Storsenter AS (ikke full regnskap)	25,700.0 kg	-	0.5	-
Metal waste, recycled	101560 �sane Storsenter DA	15,485.0 kg	-	0.3	-
Metal waste, recycled	201476 Thon K�pesenter S�r AS	21,025.0 kg	-	0.4	-
Metal waste, recycled	101510 Jessheim Storsenter AS	8,900.0 kg	-	0.2	-
Metal waste, recycled	101523 Thon �sane AS	3,000.0 kg	-	0.1	-
Metal waste, recycled	301264 Fastighets AB Sollentuna Centrum	13,425.0 kg	-	0.3	-
Metal waste, recycled	101532 Bergen Storsenter AS	1,670.0 kg	-	-	-
Metal waste, recycled	201471 Amfi Bygg Elverum AS	4,240.0 kg	-	0.1	-
Metal waste, recycled	301265 Fastighets AB �verby K�pcentrum	6,640.0 kg	-	0.1	-
Metal waste, recycled	201054 Amfi Bygg �rnes AS	1,600.0 kg	-	-	-
Metal waste, recycled	50585 Lagunen DA (ikke full regnskap)	32,960.0 kg	-	0.7	-
Metal waste, recycled	104552 Bowling 1 Vestkanten AS	270.0 kg	-	-	-
Metal waste, recycled	201823 OTI-Senteret Eiendom AS	2,840.0 kg	-	0.1	-
Metal waste, recycled	301262 Fastighets AB Hageby Centrum	3,775.0 kg	-	0.1	-
Metal waste, recycled	55003 S�rlandsenteret Eiendom AS (ikke full regnsk)	40,960.0 kg	-	0.9	-
Metal waste, recycled	201844 Axess Basecamp I AS	3,880.0 kg	-	0.1	-
Metal waste, recycled	201800 Molde Storsenter AS	3,460.0 kg	-	0.1	-
Metal waste, recycled	301266 Mitticity i Karlstad Fastighets AB	3,380.0 kg	-	0.1	-
Plastic waste, recycled	201481 Thon K�pesenter Midt AS	13,020.0 kg	-	0.3	-
Plastic waste, recycled	201490 Thon K�pesenter Nord AS	19,235.0 kg	-	0.4	-
Plastic waste, recycled	201460 Dr�bak City AS	2,960.0 kg	-	0.1	-
Plastic waste, recycled	201461 AmCo Bygg N�rb� AS	2,941.0 kg	-	0.1	-
Plastic waste, recycled	201053 Amfi Bygg Eidsvoll AS	430.0 kg	-	-	-
Plastic waste, recycled	101550 Vestkanten AS	3,755.0 kg	-	0.1	-
Plastic waste, recycled	201496 Amfi Bygg Fauske AS	2,840.0 kg	-	0.1	-
Plastic waste, recycled	201469 B�rdshaug Nord AS	1,990.0 kg	-	-	-
Plastic waste, recycled	203721 Amfi Drift Storebrand AS	23,310.0 kg	-	0.5	-
Plastic waste, recycled	201488 Thon K�pesenter �st AS	25,192.0 kg	-	0.5	-
Plastic waste, recycled	201432 Eiendomselskapet Bryggerikvartalet AS	1,770.0 kg	-	-	-
Plastic waste, recycled	201466 Amfi Bygg Moa AS	8,095.0 kg	-	0.2	-
Plastic waste, recycled	101530 Thon Storo AS	5,730.0 kg	-	0.1	-
Plastic waste, recycled	201493 Thon K�pesenter Vest AS	14,718.0 kg	-	0.3	-
Plastic waste, recycled	101501 OTE Eiendom AS	38,923.0 kg	-	0.8	-
Plastic waste, recycled	101515 Gardermoen Park AS	6,170.0 kg	-	0.1	-
Plastic waste, recycled	203498 Amfi Drift AS	21,878.0 kg	-	0.5	-
Plastic waste, recycled	101560 �sane Storsenter DA	7,760.0 kg	-	0.2	-
Plastic waste, recycled	201476 Thon K�pesenter S�r AS	14,350.0 kg	-	0.3	-

Plastic waste, recycled	101510 Jessheim Storsenter AS	2,300.0 kg	-	-	-
Plastic waste, recycled	201453 Amco Bygg 2 Nørby AS	2,075.0 kg	-	-	-
Plastic waste, recycled	301264 Fastighets AB Sollentuna Centrum	163.0 kg	-	-	-
Plastic waste, recycled	101532 Bergen Storsenter AS	9,873.0 kg	-	0.2	-
Plastic waste, recycled	201845 Hustadgården Eiendom AS	570.0 kg	-	-	-
Plastic waste, recycled	201758 Coop Rørvik Eiendom AS	580.0 kg	-	-	-
Plastic waste, recycled	201467 Solco AS	180.0 kg	-	-	-
Plastic waste, recycled	201054 Amfi Bygg Ørnes AS	4,510.0 kg	-	0.1	-
Plastic waste, recycled	50585 Lagunen DA (ikke full regnskap)	18,230.0 kg	-	0.4	-
Plastic waste, recycled	301262 Fastighets AB Hageby Centrum	80.0 kg	-	-	-
Plastic waste, recycled	55003 Sørlandsenteret Eiendom AS (ikke full regnsk)	17,460.0 kg	-	0.4	-
Plastic waste, recycled	201800 Molde Storsenter AS	170.0 kg	-	-	-
Plastic waste, recycled	301266 Mitticity i Karlstad Fastighets AB	2,065.0 kg	-	-	-
Wood waste, recycled	201481 Thon Kjøpesenter Midt AS	10,010.0 kg	-	0.2	-
Wood waste, recycled	201490 Thon Kjøpesenter Nord AS	44,125.0 kg	-	0.9	-
Wood waste, recycled	201461 AmCo Bygg Nørby AS	8,080.0 kg	-	0.2	-
Wood waste, recycled	204497 Amfi Kreativ AS	70.0 kg	-	-	-
Wood waste, recycled	101550 Vestkanten AS	28,740.0 kg	-	0.6	-
Wood waste, recycled	201496 Amfi Bygg Fauske AS	2,930.0 kg	-	0.1	-
Wood waste, recycled	201469 Bårdshaug Nord AS	34,287.0 kg	-	0.7	-
Wood waste, recycled	203721 Amfi Drift Storebrand AS	77,149.0 kg	-	1.6	-
Wood waste, recycled	201488 Thon Kjøpesenter Øst AS	3,940.0 kg	-	0.1	-
Wood waste, recycled	201466 Amfi Bygg Moa AS	79,070.0 kg	-	1.7	-
Wood waste, recycled	201493 Thon Kjøpesenter Vest AS	5,265.0 kg	-	0.1	-
Wood waste, recycled	101501 OTE Eiendom AS	45,175.0 kg	-	1.0	-
Wood waste, recycled	101515 Gardermoen Park AS	940.0 kg	-	-	-
Wood waste, recycled	203498 Amfi Drift AS	8,370.0 kg	-	0.2	-
Wood waste, recycled	50597 Sartor Storsenter AS (ikke full regnskap)	23,030.0 kg	-	0.5	-
Wood waste, recycled	101560 Øsane Storsenter DA	7,340.0 kg	-	0.2	-
Wood waste, recycled	201476 Thon Kjøpesenter Sør AS	30,335.0 kg	-	0.6	-
Wood waste, recycled	101510 Jessheim Storsenter AS	110.0 kg	-	-	-
Wood waste, recycled	101523 Thon Øsane AS	1,500.0 kg	-	-	-
Wood waste, recycled	101532 Bergen Storsenter AS	180.0 kg	-	-	-
Wood waste, recycled	201471 Amfi Bygg Elverum AS	4,340.0 kg	-	0.1	-
Wood waste, recycled	201758 Coop Rørvik Eiendom AS	280.0 kg	-	-	-
Wood waste, recycled	50585 Lagunen DA (ikke full regnskap)	39,980.0 kg	-	0.9	-
Wood waste, recycled	201823 OTI-Senteret Eiendom AS	9,160.0 kg	-	0.2	-
Wood waste, recycled	55003 Sørlandsenteret Eiendom AS (ikke full regnsk)	73,140.0 kg	-	1.6	-
Wood waste, recycled	201844 Axxess Basecamp I AS	2,500.0 kg	-	0.1	-
Wood waste, recycled	201800 Molde Storsenter AS	16,895.0 kg	-	0.4	-
Hazardous waste, recycled	201481 Thon Kjøpesenter Midt AS	2,882.0 kg	-	0.1	-
Hazardous waste, recycled	201490 Thon Kjøpesenter Nord AS	416.0 kg	-	-	-
Hazardous waste, recycled	201460 Drøbak City AS	218.0 kg	-	-	-
Hazardous waste, recycled	201053 Amfi Bygg Eidsvoll AS	110.0 kg	-	-	-
Hazardous waste, recycled	204497 Amfi Kreativ AS	10.0 kg	-	-	-
Hazardous waste, recycled	101550 Vestkanten AS	1,479.0 kg	-	-	-
Hazardous waste, recycled	201496 Amfi Bygg Fauske AS	319.0 kg	-	-	-

Hazardous waste, recycled	201469 Bårdshaug Nord AS	504.0 kg	-	-	-
Hazardous waste, recycled	203721 Amfi Drift Storebrand AS	2,399.0 kg	-	0.1	-
Hazardous waste, recycled	201488 Thon Kjøpesenter Øst AS	1,887.0 kg	-	-	-
Hazardous waste, recycled	201432 Eiendomselskapet Bryggerikvartalet AS	51.0 kg	-	-	-
Hazardous waste, recycled	201466 Amfi Bygg Moa AS	125.0 kg	-	-	-
Hazardous waste, recycled	101530 Thon Storo AS	1,284.0 kg	-	-	-
Hazardous waste, recycled	201493 Thon Kjøpesenter Vest AS	1,131.0 kg	-	-	-
Hazardous waste, recycled	101501 OTE Eiendom AS	8,457.0 kg	-	0.2	-
Hazardous waste, recycled	101515 Gardermoen Park AS	350.0 kg	-	-	-
Hazardous waste, recycled	203498 Amfi Drift AS	1,105.0 kg	-	-	-
Hazardous waste, recycled	50597 Sartor Storsenter AS (ikke fullt regnskap)	813.0 kg	-	-	-
Hazardous waste, recycled	101560 Osane Storsenter DA	1,280.0 kg	-	-	-
Hazardous waste, recycled	201476 Thon Kjøpesenter Sør AS	3,146.0 kg	-	0.1	-
Hazardous waste, recycled	101510 Jessheim Storsenter AS	362.0 kg	-	-	-
Hazardous waste, recycled	101523 Thon Osane AS	61.0 kg	-	-	-
Hazardous waste, recycled	301264 Fastighets AB Sollentuna Centrum	1,259.0 kg	-	-	-
Hazardous waste, recycled	101532 Bergen Storsenter AS	845.0 kg	-	-	-
Hazardous waste, recycled	201471 Amfi Bygg Elverum AS	78.0 kg	-	-	-
Hazardous waste, recycled	201758 Coop Rørvik Eiendom AS	244.0 kg	-	-	-
Hazardous waste, recycled	301265 Fastighets AB Øverby Kjøpcentrum	187.0 kg	-	-	-
Hazardous waste, recycled	50585 Lagunen DA (ikke fullt regnskap)	1,399.0 kg	-	-	-
Hazardous waste, recycled	301262 Fastighets AB Hageby Centrum	298.0 kg	-	-	-
Hazardous waste, recycled	55003 Sørlandsenteret Eiendom AS (ikke fullt regnsk)	928.0 kg	-	-	-
Hazardous waste, recycled	201844 Axess Basecamp I AS	421.0 kg	-	-	-
Hazardous waste, recycled	201800 Molde Storsenter AS	110.0 kg	-	-	-
Hazardous waste, recycled	301266 Mitticity i Karlstad Fastighets AB	146.0 kg	-	-	-
Residual waste, landfill	201481 Thon Kjøpesenter Midt AS	8,280.0 kg	-	3.7	-
Residual waste, landfill	201490 Thon Kjøpesenter Nord AS	37,145.0 kg	-	16.6	0.2 %
Residual waste, landfill	201460 Drøbak City AS	800.0 kg	-	0.4	-
Residual waste, landfill	201053 Amfi Bygg Eidsvoll AS	4,122.0 kg	-	1.8	-
Residual waste, landfill	101550 Vestkanten AS	20,748.0 kg	-	9.3	0.1 %
Residual waste, landfill	101533 Info-Rama AS	1,020.0 kg	-	0.5	-
Residual waste, landfill	201469 Bårdshaug Nord AS	945.0 kg	-	0.4	-
Residual waste, landfill	203721 Amfi Drift Storebrand AS	105,742.0 kg	-	47.2	0.5 %
Residual waste, landfill	201488 Thon Kjøpesenter Øst AS	13,979.0 kg	-	6.2	0.1 %
Residual waste, landfill	201432 Eiendomselskapet Bryggerikvartalet AS	6,350.0 kg	-	2.8	-
Residual waste, landfill	201466 Amfi Bygg Moa AS	2,800.0 kg	-	1.2	-
Residual waste, landfill	101530 Thon Storo AS	116,560.0 kg	-	52.0	0.5 %
Residual waste, landfill	201493 Thon Kjøpesenter Vest AS	160.0 kg	-	0.1	-
Residual waste, landfill	101501 OTE Eiendom AS	945,450.0 kg	-	421.9	4.1 %
Residual waste, landfill	101515 Gardermoen Park AS	100,580.0 kg	-	44.9	0.4 %
Residual waste, landfill	203498 Amfi Drift AS	4,781.0 kg	-	2.1	-
Residual waste, landfill	50597 Sartor Storsenter AS (ikke fullt regnskap)	520.0 kg	-	0.2	-
Residual waste, landfill	101510 Jessheim Storsenter AS	2,940.0 kg	-	1.3	-
Residual waste, landfill	301264 Fastighets AB Sollentuna Centrum	3,138.0 kg	-	1.4	-






Residual waste, landfill	101532 Bergen Storsenter AS	4,265.0 kg	-	1.9	-
Residual waste, landfill	201471 Amfi Bygg Elverum AS	71,580.0 kg	-	31.9	0.3 %
Residual waste, landfill	201433 Eiendomsselskapet Triade AS	1,220.0 kg	-	0.5	-
Residual waste, landfill	301265 Fastighets AB \diamond verby K \diamond pcentrum	613.0 kg	-	0.3	-
Residual waste, landfill	55003 S \diamond rlandsenteret Eiendom AS (ikke fullt regnsk)	3,545.0 kg	-	1.6	-
Residual waste, landfill	301266 Mitticity i Karlstad Fastighets AB	649.0 kg	-	0.3	-
Cardboard waste, recycled	201481 Thon K \diamond pesenter Midt AS	272,730.0 kg	-	5.8	0.1 %
Cardboard waste, recycled	201490 Thon K \diamond pesenter Nord AS	340,570.0 kg	-	7.3	0.1 %
Cardboard waste, recycled	201461 AmCo Bygg N \diamond rb \diamond AS	46,680.0 kg	-	1.0	-
Cardboard waste, recycled	101550 Vestkanten AS	159,630.0 kg	-	3.4	-
Cardboard waste, recycled	201496 Amfi Bygg Fauske AS	38,540.0 kg	-	0.8	-
Cardboard waste, recycled	201469 B \diamond rdshaug Nord AS	97,430.0 kg	-	2.1	-
Cardboard waste, recycled	203721 Amfi Drift Storebrand AS	511,314.0 kg	-	10.9	0.1 %
Cardboard waste, recycled	201488 Thon K \diamond pesenter \diamond st AS	346,303.0 kg	-	7.4	0.1 %
Cardboard waste, recycled	201432 Eiendomsselskapet Bryggerikvartalet AS	34,690.0 kg	-	0.7	-
Cardboard waste, recycled	201466 Amfi Bygg Moa AS	414,270.0 kg	-	8.8	0.1 %
Cardboard waste, recycled	201493 Thon K \diamond pesenter Vest AS	306,550.0 kg	-	6.5	0.1 %
Cardboard waste, recycled	101501 OTE Eiendom AS	739,098.0 kg	-	15.7	0.2 %
Cardboard waste, recycled	101515 Gardermoen Park AS	1,800.0 kg	-	-	-
Cardboard waste, recycled	203498 Amfi Drift AS	248,399.0 kg	-	5.3	0.1 %
Cardboard waste, recycled	50597 Sartor Storsenter AS (ikke fullt regnskap)	220,720.0 kg	-	4.7	-
Cardboard waste, recycled	101560 \diamond sane Storsenter DA	158,970.0 kg	-	3.4	-
Cardboard waste, recycled	201476 Thon K \diamond pesenter S \diamond r AS	406,343.0 kg	-	8.7	0.1 %
Cardboard waste, recycled	101510 Jessheim Storsenter AS	139,120.0 kg	-	3.0	-
Cardboard waste, recycled	201843 Axess Eiendom AS	5,785.0 kg	-	0.1	-
Cardboard waste, recycled	101523 Thon \diamond sane AS	120,660.0 kg	-	2.6	-
Cardboard waste, recycled	201453 Amco Bygg 2 N \diamond rb \diamond AS	46,825.0 kg	-	1.0	-
Cardboard waste, recycled	101532 Bergen Storsenter AS	220,520.0 kg	-	4.7	-
Cardboard waste, recycled	201471 Amfi Bygg Elverum AS	43,760.0 kg	-	0.9	-
Cardboard waste, recycled	201845 Hustadg \diamond rden Eiendom AS	1,350.0 kg	-	-	-
Cardboard waste, recycled	201758 Coop R \diamond rвик Eiendom AS	37,940.0 kg	-	0.8	-
Cardboard waste, recycled	201467 Solco AS	1,400.0 kg	-	-	-
Cardboard waste, recycled	201054 Amfi Bygg \diamond rnes AS	57,360.0 kg	-	1.2	-
Cardboard waste, recycled	50585 Lagunen DA (ikke fullt regnskap)	370,300.0 kg	-	7.9	0.1 %
Cardboard waste, recycled	50580 Lagunen AS (ikke fullt regnskap)	38,805.0 kg	-	0.8	-
Cardboard waste, recycled	104552 Bowling 1 Vestkanten AS	1,120.0 kg	-	-	-
Cardboard waste, recycled	201823 OTI-Senteret Eiendom AS	37,080.0 kg	-	0.8	-
Cardboard waste, recycled	55003 S \diamond rlandsenteret Eiendom AS (ikke fullt regnsk)	350,190.0 kg	-	7.5	0.1 %
Cardboard waste, recycled	201844 Axess Basecamp I AS	1,480.0 kg	-	-	-
Cardboard waste, recycled	201800 Molde Storsenter AS	37,080.0 kg	-	0.8	-
Residual waste, incinerated	201481 Thon K \diamond pesenter Midt AS	281,085.0 kg	-	141.1	1.4 %
Residual waste, incinerated	201490 Thon K \diamond pesenter Nord AS	461,435.0 kg	-	231.6	2.3 %
Residual waste, incinerated	201460 Dr \diamond bak City AS	48,720.0 kg	-	24.5	0.2 %
Residual waste, incinerated	201461 AmCo Bygg N \diamond rb \diamond AS	32,860.0 kg	-	16.5	0.2 %
Residual waste, incinerated	201053 Amfi Bygg Eidsvoll AS	51,200.0 kg	-	25.7	0.3 %
Residual waste, incinerated	204497 Amfi Kreativ AS	1,000.0 kg	-	0.5	-
Residual waste, incinerated	101550 Vestkanten AS	176,740.0 kg	-	88.7	0.9 %

Residual waste, incinerated	201496 Amfi Bygg Fauske AS	48,800.0 kg	-	24.5	0.2 %
Residual waste, incinerated	201469 Børdshaug Nord AS	135,510.0 kg	-	68.0	0.7 %
Residual waste, incinerated	203721 Amfi Drift Storebrand AS	458,690.0 kg	-	230.3	2.2 %
Residual waste, incinerated	201488 Thon Kjøpesenter Øst AS	367,485.0 kg	-	184.5	1.8 %
Residual waste, incinerated	201432 Eiendomselskapet Bryggerikvartalet AS	9,300.0 kg	-	4.7	-
Residual waste, incinerated	201466 Amfi Bygg Moa AS	558,495.0 kg	-	280.4	2.7 %
Residual waste, incinerated	101530 Thon Storo AS	406,760.0 kg	-	204.2	2.0 %
Residual waste, incinerated	201493 Thon Kjøpesenter Vest AS	224,358.0 kg	-	112.6	1.1 %
Residual waste, incinerated	101501 OTE Eiendom AS	271,485.0 kg	-	136.3	1.3 %
Residual waste, incinerated	203498 Amfi Drift AS	246,384.0 kg	-	123.7	1.2 %
Residual waste, incinerated	50597 Sartor Storsenter AS (ikke full regnskap)	290,720.0 kg	-	145.9	1.4 %
Residual waste, incinerated	101560 Osane Storsenter DA	288,055.0 kg	-	144.6	1.4 %
Residual waste, incinerated	201476 Thon Kjøpesenter Sør AS	342,247.0 kg	-	171.8	1.7 %
Residual waste, incinerated	101510 Jessheim Storsenter AS	198,380.0 kg	-	99.6	1.0 %
Residual waste, incinerated	201843 Axess Eiendom AS	5,900.0 kg	-	3.0	-
Residual waste, incinerated	101523 Thon Osane AS	67,220.0 kg	-	33.7	0.3 %
Residual waste, incinerated	201453 Amco Bygg 2 Nord AS	22,285.0 kg	-	11.2	0.1 %
Residual waste, incinerated	301264 Fastighets AB Sollentuna Centrum	197,240.0 kg	-	99.0	1.0 %
Residual waste, incinerated	101532 Bergen Storsenter AS	237,690.0 kg	-	119.3	1.2 %
Residual waste, incinerated	201845 Hustadgården Eiendom AS	1,290.0 kg	-	0.6	-
Residual waste, incinerated	201758 Coop Rørvik Eiendom AS	44,410.0 kg	-	22.3	0.2 %
Residual waste, incinerated	201467 Solco AS	3,990.0 kg	-	2.0	-
Residual waste, incinerated	301265 Fastighets AB Øverby Kjøpcentrum	45,265.0 kg	-	22.7	0.2 %
Residual waste, incinerated	201054 Amfi Bygg Ørnes AS	42,490.0 kg	-	21.3	0.2 %
Residual waste, incinerated	50585 Lagunen DA (ikke full regnskap)	387,990.0 kg	-	194.8	1.9 %
Residual waste, incinerated	50580 Lagunen AS (ikke full regnskap)	73,090.0 kg	-	36.7	0.4 %
Residual waste, incinerated	104552 Bowling 1 Vestkanten AS	3,960.0 kg	-	2.0	-
Residual waste, incinerated	201823 OTI-Senteret Eiendom AS	35,280.0 kg	-	17.7	0.2 %
Residual waste, incinerated	301262 Fastighets AB Hageby Centrum	120,720.0 kg	-	60.6	0.6 %
Residual waste, incinerated	55003 Sørlandsenteret Eiendom AS (ikke full regnsk)	360,847.0 kg	-	181.1	1.8 %
Residual waste, incinerated	201844 Axess Basecamp I AS	3,250.0 kg	-	1.6	-
Residual waste, incinerated	201800 Molde Storsenter AS	46,250.0 kg	-	23.2	0.2 %
Residual waste, incinerated	301266 Mitticity i Karlstad Fastighets AB	1,333.0 kg	-	0.7	-
Glass waste, recycled	201481 Thon Kjøpesenter Midt AS	16,110.0 kg	-	0.3	-
Glass waste, recycled	201490 Thon Kjøpesenter Nord AS	31,165.0 kg	-	0.7	-
Glass waste, recycled	201460 Drøbak City AS	120.0 kg	-	-	-
Glass waste, recycled	201461 AmCo Bygg Nord AS	630.0 kg	-	-	-
Glass waste, recycled	201053 Amfi Bygg Eidsvoll AS	3,622.0 kg	-	0.1	-
Glass waste, recycled	101550 Vestkanten AS	16,981.0 kg	-	0.4	-
Glass waste, recycled	201496 Amfi Bygg Fauske AS	1,110.0 kg	-	-	-
Glass waste, recycled	201469 Børdshaug Nord AS	9,000.0 kg	-	0.2	-
Glass waste, recycled	203721 Amfi Drift Storebrand AS	22,612.0 kg	-	0.5	-
Glass waste, recycled	201488 Thon Kjøpesenter Øst AS	22,894.0 kg	-	0.5	-
Glass waste, recycled	201432 Eiendomselskapet Bryggerikvartalet AS	880.0 kg	-	-	-
Glass waste, recycled	201466 Amfi Bygg Moa AS	18,460.0 kg	-	0.4	-
Glass waste, recycled	101530 Thon Storo AS	33,790.0 kg	-	0.7	-

Glass waste, recycled	201493 Thon Kjøpesenter Vest AS	3,659.0 kg	-	0.1	-
Glass waste, recycled	101501 OTE Eiendom AS	132,065.0 kg	-	2.8	-
Glass waste, recycled	101515 Gardermoen Park AS	830.0 kg	-	-	-
Glass waste, recycled	203498 Amfi Drift AS	1,997.0 kg	-	-	-
Glass waste, recycled	50597 Sartor Storsenter AS (ikke fullt regnskap)	18,950.0 kg	-	0.4	-
Glass waste, recycled	101560 Osane Storsenter DA	7,450.0 kg	-	0.2	-
Glass waste, recycled	201476 Thon Kjøpesenter Sør AS	50,150.0 kg	-	1.1	-
Glass waste, recycled	101510 Jessheim Storsenter AS	9,280.0 kg	-	0.2	-
Glass waste, recycled	301264 Fastighets AB Sollentuna Centrum	14,407.0 kg	-	0.3	-
Glass waste, recycled	101532 Bergen Storsenter AS	8,329.0 kg	-	0.2	-
Glass waste, recycled	201467 Solco AS	80.0 kg	-	-	-
Glass waste, recycled	301265 Fastighets AB Overby Kjøpcentrum	2,093.0 kg	-	-	-
Glass waste, recycled	50585 Lagunen DA (ikke fullt regnskap)	39,133.0 kg	-	0.8	-
Glass waste, recycled	50580 Lagunen AS (ikke fullt regnskap)	4,960.0 kg	-	0.1	-
Glass waste, recycled	201823 OTI-Senteret Eiendom AS	150.0 kg	-	-	-
Glass waste, recycled	301262 Fastighets AB Hageby Centrum	3,529.0 kg	-	0.1	-
Glass waste, recycled	55003 Sørlandsenteret Eiendom AS (ikke fullt regnsk)	20,230.0 kg	-	0.4	-
Glass waste, recycled	201800 Molde Storsenter AS	610.0 kg	-	-	-
Glass waste, recycled	301266 Mitticity i Karlstad Fastighets AB	9,455.0 kg	-	0.2	-
Hazardous waste, incinerated	201481 Thon Kjøpesenter Midt AS	191.0 kg	-	0.5	-
Hazardous waste, incinerated	201490 Thon Kjøpesenter Nord AS	2,402.0 kg	-	5.8	0.1 %
Hazardous waste, incinerated	201053 Amfi Bygg Eidsvoll AS	602.0 kg	-	1.5	-
Hazardous waste, incinerated	101550 Vestkanten AS	7,259.0 kg	-	17.5	0.2 %
Hazardous waste, incinerated	201496 Amfi Bygg Fauske AS	69.0 kg	-	0.2	-
Hazardous waste, incinerated	201469 Bårdshaug Nord AS	1,645.0 kg	-	4.0	-
Hazardous waste, incinerated	203721 Amfi Drift Storebrand AS	4,080.0 kg	-	9.9	0.1 %
Hazardous waste, incinerated	201488 Thon Kjøpesenter Øst AS	1,162.0 kg	-	2.8	-
Hazardous waste, incinerated	201466 Amfi Bygg Moa AS	593.0 kg	-	1.4	-
Hazardous waste, incinerated	101530 Thon Storo AS	1,768.0 kg	-	4.3	-
Hazardous waste, incinerated	201493 Thon Kjøpesenter Vest AS	2,624.0 kg	-	6.3	0.1 %
Hazardous waste, incinerated	101501 OTE Eiendom AS	3,257.0 kg	-	7.9	0.1 %
Hazardous waste, incinerated	101515 Gardermoen Park AS	252.0 kg	-	0.6	-
Hazardous waste, incinerated	203498 Amfi Drift AS	351.0 kg	-	0.8	-
Hazardous waste, incinerated	101560 Osane Storsenter DA	1,377.0 kg	-	3.3	-
Hazardous waste, incinerated	201476 Thon Kjøpesenter Sør AS	1,275.0 kg	-	3.1	-
Hazardous waste, incinerated	101510 Jessheim Storsenter AS	676.0 kg	-	1.6	-
Hazardous waste, incinerated	101523 Thon Osane AS	75.0 kg	-	0.2	-
Hazardous waste, incinerated	301264 Fastighets AB Sollentuna Centrum	36.0 kg	-	0.1	-
Hazardous waste, incinerated	101532 Bergen Storsenter AS	495.0 kg	-	1.2	-
Hazardous waste, incinerated	201845 Hustadgården Eiendom AS	2,400.0 kg	-	5.8	0.1 %
Hazardous waste, incinerated	201758 Coop Rørvik Eiendom AS	196.0 kg	-	0.5	-
Hazardous waste, incinerated	301265 Fastighets AB Overby Kjøpcentrum	60.0 kg	-	0.1	-
Hazardous waste, incinerated	50585 Lagunen DA (ikke fullt regnskap)	1,606.0 kg	-	3.9	-
Hazardous waste, incinerated	301262 Fastighets AB Hageby Centrum	219.0 kg	-	0.5	-

Hazardous waste, incinerated	55003 Sørlandsenteret Eiendom AS (ikke full regnsk)	295.0 kg	-	0.7	-
Hazardous waste, incinerated	201844 Axxess Basecamp I AS	2,961.0 kg	-	7.2	0.1 %
Hazardous waste, incinerated	201800 Molde Storsenter AS	131.0 kg	-	0.3	-
Hazardous waste, incinerated	301266 Mitticity i Karlstad Fastighets AB	11.0 kg	-	-	-
EE waste, recycled	201481 Thon Kjøpesenter Midt AS	18,331.0 kg	-	0.4	-
EE waste, recycled	201490 Thon Kjøpesenter Nord AS	18,307.0 kg	-	0.4	-
EE waste, recycled	201460 Drøbak City AS	130.0 kg	-	-	-
EE waste, recycled	201461 AmCo Bygg Nørby AS	200.0 kg	-	-	-
EE waste, recycled	201053 Amfi Bygg Eidsvoll AS	1,198.0 kg	-	-	-
EE waste, recycled	101550 Vestkanten AS	14,861.0 kg	-	0.3	-
EE waste, recycled	201496 Amfi Bygg Fauske AS	1,770.0 kg	-	-	-
EE waste, recycled	201469 Bårdshaug Nord AS	2,590.0 kg	-	0.1	-
EE waste, recycled	203721 Amfi Drift Storebrand AS	19,342.0 kg	-	0.4	-
EE waste, recycled	201488 Thon Kjøpesenter Øst AS	10,364.0 kg	-	0.2	-
EE waste, recycled	201432 Eiendomselskapet Bryggerikvartalet AS	695.0 kg	-	-	-
EE waste, recycled	201466 Amfi Bygg Moa AS	15,860.0 kg	-	0.3	-
EE waste, recycled	101530 Thon Storo AS	11,960.0 kg	-	0.3	-
EE waste, recycled	201493 Thon Kjøpesenter Vest AS	6,470.0 kg	-	0.1	-
EE waste, recycled	101501 OTE Eiendom AS	52,690.0 kg	-	1.1	-
EE waste, recycled	101515 Gardermoen Park AS	990.0 kg	-	-	-
EE waste, recycled	203498 Amfi Drift AS	4,756.0 kg	-	0.1	-
EE waste, recycled	50597 Sartor Storsenter AS (ikke full regnskap)	9,782.0 kg	-	0.2	-
EE waste, recycled	101560 Osane Storsenter DA	5,310.0 kg	-	0.1	-
EE waste, recycled	201476 Thon Kjøpesenter Sør AS	21,780.0 kg	-	0.5	-
EE waste, recycled	101510 Jessheim Storsenter AS	7,210.0 kg	-	0.2	-
EE waste, recycled	101523 Thon Osane AS	2,600.0 kg	-	0.1	-
EE waste, recycled	301264 Fastighets AB Sollentuna Centrum	5,166.0 kg	-	0.1	-
EE waste, recycled	101532 Bergen Storsenter AS	5,487.0 kg	-	0.1	-
EE waste, recycled	201471 Amfi Bygg Elverum AS	735.0 kg	-	-	-
EE waste, recycled	301265 Fastighets AB Øverby Kjøpcentrum	2,051.0 kg	-	-	-
EE waste, recycled	201054 Amfi Bygg Ørnes AS	796.0 kg	-	-	-
EE waste, recycled	50585 Lagunen DA (ikke full regnskap)	11,640.0 kg	-	0.2	-
EE waste, recycled	104552 Bowling 1 Vestkanten AS	280.0 kg	-	-	-
EE waste, recycled	201823 OTI-Senteret Eiendom AS	820.0 kg	-	-	-
EE waste, recycled	301262 Fastighets AB Hageby Centrum	2,059.0 kg	-	-	-
EE waste, recycled	55003 Sørlandsenteret Eiendom AS (ikke full regnsk)	14,239.0 kg	-	0.3	-
EE waste, recycled	201800 Molde Storsenter AS	2,582.0 kg	-	0.1	-
EE waste, recycled	301266 Mitticity i Karlstad Fastighets AB	1,228.0 kg	-	-	-
Mineral wool waste, recycled	201481 Thon Kjøpesenter Midt AS	100.0 kg	-	-	-
Mineral wool waste, recycled	101550 Vestkanten AS	1,860.0 kg	-	-	-
Plastic waste, incinerated	201481 Thon Kjøpesenter Midt AS	2,463.0 kg	-	5.8	0.1 %
Plastic waste, incinerated	201461 AmCo Bygg Nørby AS	422.0 kg	-	1.0	-
Plastic waste, incinerated	201053 Amfi Bygg Eidsvoll AS	1,700.0 kg	-	4.0	-
Plastic waste, incinerated	204497 Amfi Kreativ AS	110.0 kg	-	0.3	-
Plastic waste, incinerated	101550 Vestkanten AS	18,970.0 kg	-	44.9	0.4 %
Plastic waste, incinerated	201469 Bårdshaug Nord AS	1,650.0 kg	-	3.9	-

Plastic waste, incinerated	203721 Amfi Drift Storebrand AS	42,010.0 kg	-	99.5	1.0 %
Plastic waste, incinerated	201488 Thon Kjøpesenter Øst AS	13,300.0 kg	-	31.5	0.3 %
Plastic waste, incinerated	201432 Eiendomselskapet Bryggerikvartalet AS	1,640.0 kg	-	3.9	-
Plastic waste, incinerated	201466 Amfi Bygg Moa AS	11,111.0 kg	-	26.3	0.3 %
Plastic waste, incinerated	101530 Thon Storo AS	900.0 kg	-	2.1	-
Plastic waste, incinerated	201493 Thon Kjøpesenter Vest AS	3,728.0 kg	-	8.8	0.1 %
Plastic waste, incinerated	101501 OTE Eiendom AS	32,740.0 kg	-	77.5	0.8 %
Plastic waste, incinerated	203498 Amfi Drift AS	1,082.0 kg	-	2.6	-
Plastic waste, incinerated	101560 Osane Storsenter DA	22.0 kg	-	0.1	-
Plastic waste, incinerated	201476 Thon Kjøpesenter Sør AS	15,670.0 kg	-	37.1	0.4 %
Plastic waste, incinerated	101510 Jessheim Storsenter AS	3,040.0 kg	-	7.2	0.1 %
Plastic waste, incinerated	101532 Bergen Storsenter AS	4,445.0 kg	-	10.5	0.1 %
Plastic waste, incinerated	201471 Amfi Bygg Elverum AS	2,350.0 kg	-	5.6	0.1 %
Plastic waste, incinerated	201758 Coop Rørvik Eiendom AS	1,358.0 kg	-	3.2	-
Plastic waste, incinerated	50585 Lagunen DA (ikke fullt regnskap)	50.0 kg	-	0.1	-
Plastic waste, incinerated	50580 Lagunen AS (ikke fullt regnskap)	405.0 kg	-	1.0	-
Plastic waste, incinerated	55003 Sørlandsenteret Eiendom AS (ikke fullt regnsk)	690.0 kg	-	1.6	-
Plastic waste, incinerated	201800 Molde Storsenter AS	3,710.0 kg	-	8.8	0.1 %
Industrial waste, recycled	201481 Thon Kjøpesenter Midt AS	13,240.0 kg	-	0.3	-
Industrial waste, recycled	201469 Bårdshaug Nord AS	3,905.0 kg	-	0.1	-
Industrial waste, recycled	201466 Amfi Bygg Moa AS	49,420.0 kg	-	1.1	-
Industrial waste, recycled	201493 Thon Kjøpesenter Vest AS	6,150.0 kg	-	0.1	-
Industrial waste, recycled	101560 Osane Storsenter DA	2,300.0 kg	-	-	-
Plasterboard waste, recycled	201481 Thon Kjøpesenter Midt AS	4,170.0 kg	-	0.1	-
Plasterboard waste, recycled	201490 Thon Kjøpesenter Nord AS	3,340.0 kg	-	0.1	-
Plasterboard waste, recycled	101550 Vestkanten AS	12,160.0 kg	-	0.3	-
Plasterboard waste, recycled	203721 Amfi Drift Storebrand AS	368.0 kg	-	-	-
Plasterboard waste, recycled	201488 Thon Kjøpesenter Øst AS	280.0 kg	-	-	-
Plasterboard waste, recycled	203498 Amfi Drift AS	150.0 kg	-	-	-
Plasterboard waste, recycled	50580 Lagunen AS (ikke fullt regnskap)	2,020.0 kg	-	-	-
Concrete waste, recycled	201490 Thon Kjøpesenter Nord AS	76,650.0 kg	-	0.1	-
Concrete waste, recycled	201496 Amfi Bygg Fauske AS	955.0 kg	-	-	-
Rebar waste, recycled	201490 Thon Kjøpesenter Nord AS	8.4 tonne	-	-	-
Rebar waste, recycled	101550 Vestkanten AS	7.7 tonne	-	-	-
Soils contaminated, landfill	101550 Vestkanten AS	18,855.0 kg	-	0.3	-
Soils contaminated, landfill	201493 Thon Kjøpesenter Vest AS	740.0 kg	-	-	-
Soils contaminated, landfill	50597 Sartor Storsenter AS (ikke fullt regnskap)	7,580.0 kg	-	0.1	-
Soils contaminated, landfill	101560 Osane Storsenter DA	2,820.0 kg	-	-	-
Soils contaminated, landfill	50585 Lagunen DA (ikke fullt regnskap)	25,240.0 kg	-	0.4	-
Hazardous waste, landfill	203721 Amfi Drift Storebrand AS	21.0 kg	-	-	-
Hazardous waste, landfill	101530 Thon Storo AS	1.0 kg	-	-	-
Hazardous waste, landfill	101501 OTE Eiendom AS	18.0 kg	-	-	-
Hazardous waste, landfill	101560 Osane Storsenter DA	14.0 kg	-	-	-
Hazardous waste, landfill	101510 Jessheim Storsenter AS	1.0 kg	-	-	-
Special waste, treated	203721 Amfi Drift Storebrand AS	960.0 kg	-	-	-
Special waste, treated	101501 OTE Eiendom AS	840.0 kg	-	-	-
Mixed waste, recycled	301264 Fastighets AB Sollentuna Centrum	10,250.0 kg	-	0.2	-

Mixed waste, recycled	301265 Fastighets AB  verby K  pcentrum	4,300.0 kg	-	0.1	-
Mixed waste, recycled	301262 Fastighets AB Hageby Centrum	20,850.0 kg	-	0.4	-
Mixed waste, recycled	301266 Mitticity i Karlstad Fastighets AB	204.0 kg	-	-	-
Wood waste, incinerated	301265 Fastighets AB  verby K  pcentrum	15,575.0 kg	-	0.3	-
Wood waste, incinerated	301266 Mitticity i Karlstad Fastighets AB	23,652.0 kg	-	0.5	-
Innkjøpte varer og tjenester total			-	1.5	-
Asphalt	201490 Thon K  pesenter Nord AS	33.5 tonne	-	1.3	-
Asphalt	101550 Vestkanten AS	4.1 tonne	-	0.2	-
Scope 3 total			-	4,790.5	46.7 %
Total			201,287.6	10,249.2	100.0 %
kj			724,635,499,014.0		

Markedsbaserte utslipp i rapporteringsåret

Kategori	Enhet	2022
Elektrisitet Sum (Scope 2) med Markedsbaserte beregninger	tCO ₂ e	32,587.5
Scope 2 Sum med Markedsbaserte strømberegninger	tCO ₂ e	34,804.6
Scope 1+2+3 Totalt med Markedsbaserte strømberegninger	tCO ₂ e	39,651.4

Årlige klimagassutslipp

Kategori	Forklaring	2019	2020	2021	% endring fra forrige år
Transport total		59.5	73.8	66.2	-10.4 %
DIESEL (NO)	201481 Thon Kjøpesenter Midt AS	0.4	0.5	-	-100.0 %
DIESEL (NO)	203721 AMFI DRIFT STOREBRAND AS	0.4	-	-	-
DIESEL (NO)	101515 Gardermoen Park AS	2.9	0.4	-	-100.0 %
DIESEL (NO)	104540 Time Park Service AS	7.4	7.4	-	-100.0 %
DIESEL (NO)	203498 AMFI DRIFT AS	9.3	-	1.7	100.0 %
DIESEL (NO)	201490 Thon Kjøpesenter Nord AS	-	4.0	-	-100.0 %
DIESEL (NO)	201460 Droebak City AS	-	4.0	-	-100.0 %
DIESEL (NO)	101530 Thon Storo AS	-	4.8	-	-100.0 %
DIESEL (NO)	101501 OTE Eiendom AS	-	1.7	-	-100.0 %
DIESEL (NO)	101500 Olav Thon Eiendomsselskap ASA	-	1.6	-	-100.0 %
DIESEL (NO)	203498 Amfi Drift AS	-	2.9	-	-100.0 %
DIESEL (NO)	201476 Thon Kjøpesenter Soer AS	-	0.3	-	-100.0 %
DIESEL (NO)	101532 Bergen Storsenter AS	-	0.2	-	-100.0 %
DIESEL (NO)	203721 Amfi Drift Storebrand AS	-	-	0.5	100.0 %
DIESEL (NO)	101515 GARDERMOEN PARK AS	-	-	0.1	100.0 %
DIESEL (NO)	104540 TIME PARK SERVICE AS	-	-	6.6	100.0 %
DIESEL (NO)	201476 Thon Kjøpesenter Sør AS	-	-	0.3	100.0 %
Bensin	201490 Thon Kjøpesenter Nord AS	0.5	0.3	-	-100.0 %
Bensin	203721 AMFI DRIFT STOREBRAND AS	0.4	-	-	-
Bensin	101515 Gardermoen Park AS	1.3	0.6	-	-100.0 %
Bensin	104540 Time Park Service AS	9.0	6.8	-	-100.0 %
Bensin	203498 AMFI DRIFT AS	24.6	-	44.2	100.0 %
Bensin	101560 Aasane Storsenter DA	3.4	-	-	-
Bensin	201481 Thon Kjøpesenter Midt AS	-	-	-	-100.0 %
Bensin	201460 Droebak City AS	-	-	-	-100.0 %
Bensin	101530 Thon Storo AS	-	-	-	-100.0 %
Bensin	101501 OTE Eiendom AS	-	0.1	-	-100.0 %
Bensin	101500 Olav Thon Eiendomsselskap ASA	-	0.1	-	-100.0 %
Bensin	203498 Amfi Drift AS	-	38.0	-	-100.0 %
Bensin	201476 Thon Kjøpesenter Soer AS	-	0.1	-	-100.0 %
Bensin	101532 Bergen Storsenter AS	-	-	-	-100.0 %
Bensin	201490 THON KJØPESENTER NORD AS	-	-	1.6	100.0 %
Bensin	203721 Amfi Drift Storebrand AS	-	-	0.1	100.0 %
Bensin	101530 THON STORO AS	-	-	0.1	100.0 %
Bensin	104540 TIME PARK SERVICE AS	-	-	7.9	100.0 %
Bensin	101560 Åsane Storsenter DA	-	-	2.8	100.0 %
Bensin	201476 Thon Kjøpesenter Sør AS	-	-	0.4	100.0 %
Stasjonær forbrenning total		1.3	1.0	5.8	475.4 %
Propan (NO)		1.3	1.0	5.8	475.4 %
Scope 1 total		60.8	74.9	72.0	-3.8 %
Elektrisitet total		5,308.7	4,702.0	4,090.5	-13.0 %
Elektrisitet Nordisk miks	201481 Thon Kjøpesenter Midt AS	484.9	-	-	-
Elektrisitet Nordisk miks	201490 Thon Kjøpesenter Nord AS	352.0	-	-	-

Elektrisitet Nordisk mik	201460 Drøbak City AS	45.7	-	-	-
Elektrisitet Nordisk mik	201461 AmCo Bygg Nærbø AS	29.2	-	-	-
Elektrisitet Nordisk mik	201053 Amfi Bygg Eidsvoll AS	37.0	-	26.4	100.0 %
Elektrisitet Nordisk mik	101550 Vestkanten AS	255.1	-	196.1	100.0 %
Elektrisitet Nordisk mik	201496 Amfi Bygg Fauske AS	29.4	-	22.9	100.0 %
Elektrisitet Nordisk mik	201469 Bårdshaug Nord AS	40.3	-	-	-
Elektrisitet Nordisk mik	201488 Thon Kjøpesenter Øst AS	262.3	-	-	-
Elektrisitet Nordisk mik	201432 Eiendomselskapet Bryggerikvartalet AS	51.1	-	-	-
Elektrisitet Nordisk mik	201473 Sogningen Storsenter AS	48.9	-	47.1	100.0 %
Elektrisitet Nordisk mik	201466 Amfi Bygg Moa AS	168.8	-	131.0	100.0 %
Elektrisitet Nordisk mik	101530 Thon Storo AS	222.0	-	182.8	100.0 %
Elektrisitet Nordisk mik	201493 Thon Kjøpesenter Vest AS	132.9	-	-	-
Elektrisitet Nordisk mik	101501 OTE Eiendom AS	925.5	-	684.9	100.0 %
Elektrisitet Nordisk mik	101515 Gardermoen Park AS	91.0	-	63.5	100.0 %
Elektrisitet Nordisk mik	201730 Amfi Bygg Longyearbyen AS	5.9	-	4.8	100.0 %
Elektrisitet Nordisk mik	50597 Sartor Storsenter AS (ikke fullt regnskap)	43.1	-	-	-
Elektrisitet Nordisk mik	201702 Dølastugu Eiendom AS	23.4	-	-	-
Elektrisitet Nordisk mik	101560 Åsane Storsenter DA	185.6	-	-	-
Elektrisitet Nordisk mik	201476 Thon Kjøpesenter Sør AS	217.0	-	-	-
Elektrisitet Nordisk mik	201804 Sentrum Breivika AS	0.3	-	7.8	100.0 %
Elektrisitet Nordisk mik	101510 Jessheim Storsenter AS	262.6	-	141.2	100.0 %
Elektrisitet Nordisk mik	101523 Thon Åsane AS	30.8	-	-	-
Elektrisitet Nordisk mik	201495 L A Meyer Eiendom AS	47.0	-	-	-
Elektrisitet Nordisk mik	201453 Amco Bygg 2 Nærbø AS	25.4	-	-	-
Elektrisitet Nordisk mik	301264 Fastighets AB Sollentuna Centrum	425.1	-	311.2	100.0 %
Elektrisitet Nordisk mik	101532 Bergen Storsenter AS	103.8	-	70.3	100.0 %
Elektrisitet Nordisk mik	201471 Amfi Bygg Elverum AS	28.1	-	29.3	100.0 %
Elektrisitet Nordisk mik	301265 Fastighets AB Överby Köpcentrum	131.6	-	-	-
Elektrisitet Nordisk mik	201054 Amfi Bygg Årnes AS	37.5	-	-	-
Elektrisitet Nordisk mik	201823 OTI-Senteret Eiendom AS	32.5	-	25.0	100.0 %
Elektrisitet Nordisk mik	301262 Fastighets AB Hageby Centrum	256.2	-	204.1	100.0 %
Elektrisitet Nordisk mik	55003 Sørlandsenteret Eiendom AS (ikke fullt regnsk)	156.9	-	-	-
Elektrisitet Nordisk mik	301266 Mitticity i Karlstad Fastighets AB	119.9	-	95.4	100.0 %
Elektrisitet Nordisk mik		-	4,702.0	-	-100.0 %
Elektrisitet Nordisk mik	201481 Thon Kjøpesenter Midt AS	-	-	339.1	100.0 %
Elektrisitet Nordisk mik	201490 Thon Kjøpesenter Nord AS	-	-	271.4	100.0 %
Elektrisitet Nordisk mik	201460 Drøbak City AS	-	-	32.0	100.0 %
Elektrisitet Nordisk mik	201461 AmCo Bygg Nærbø AS	-	-	47.5	100.0 %
Elektrisitet Nordisk mik	201820 Breiviktunet AS	-	-	-	100.0 %
Elektrisitet Nordisk mik	201469 Bårdshaug Nord AS	-	-	31.0	100.0 %
Elektrisitet Nordisk mik	201488 Thon Kjøpesenter øst AS	-	-	171.2	100.0 %
Elektrisitet Nordisk mik	201432 Eiendomselskapet Bryggerikvartalet AS	-	-	38.4	100.0 %
Elektrisitet Nordisk mik	201493 Thon Kjøpesenter Vest AS	-	-	111.8	100.0 %
Elektrisitet Nordisk mik	203498 Amfi Drift AS	-	-	19.9	100.0 %
Elektrisitet Nordisk mik	50597 Sartor Storsenter AS	-	-	63.2	100.0 %
Elektrisitet Nordisk mik	201702 Doelastugu Eiendom AS	-	-	19.7	100.0 %
Elektrisitet Nordisk mik	101560 aasane Storsenter DA	-	-	145.8	100.0 %

Elektrisitet Nordisk miks	201476 Thon Kjøpesenter Soer AS	-	-	163.5	100.0 %
Elektrisitet Nordisk miks	201741 Vaalerveien 257 AS	-	-	63.3	100.0 %
Elektrisitet Nordisk miks	101523 Thon aasane AS	-	-	31.1	100.0 %
Elektrisitet Nordisk miks	201453 Amco Bygg 2 Naerboe AS	-	-	19.5	100.0 %
Elektrisitet Nordisk miks	201845 Hustadgaarden Eiendom AS	-	-	3.7	100.0 %
Elektrisitet Nordisk miks	201758 Coop Roervik Eiendom AS	-	-	16.2	100.0 %
Elektrisitet Nordisk miks	301265 Fastighets AB overby Kopcentrum	-	-	99.8	100.0 %
Elektrisitet Nordisk miks	201054 Amfi Bygg aarnes AS	-	-	27.6	100.0 %
Elektrisitet Nordisk miks	55003 Soerlandsenteret Eiendom AS	-	-	92.7	100.0 %
Elektrisitet Nordisk miks	201800 Molde Storsenter AS	-	-	38.4	100.0 %
Fjernvarmestед total		891.9	-	657.8	-26.2 %
Fjernvarme Trondheim	201481 Thon Kjøpesenter Midt AS	5.0	-	-	-
District heating NO/Namsos	201481 Thon Kjøpesenter Midt AS	1.5	-	-	-
District heating NO/Namsos	201469 Bårdshaug Nord AS	15.6	-	-	-
Fjernvarme Norsk miks	201490 Thon Kjøpesenter Nord AS	19.0	-	-	-
Fjernvarme Norsk miks	201053 Amfi Bygg Eidsvoll AS	11.3	-	2.9	100.0 %
Fjernvarme Norsk miks	101515 Gardermoen Park AS	29.5	-	25.5	100.0 %
Fjernvarme Norsk miks	201730 Amfi Bygg Longyearbyen AS	19.6	-	9.4	100.0 %
Fjernvarme Norsk miks	50597 Sartor Storsenter AS (ikke fullt regnskap)	6.7	-	-	-
Fjernvarme Norsk miks	201476 Thon Kjøpesenter Sør AS	28.1	-	-	-
Fjernvarme Norsk miks	201495 LA Meyer Eiendom AS	18.1	-	-	-
Fjernvarme Norsk miks	201471 Amfi Bygg Elverum AS	6.5	-	7.1	100.0 %
Fjernvarme Norsk miks	201481 Thon Kjøpesenter Midt AS	-	-	0.9	100.0 %
Fjernvarme Norsk miks	201490 Thon Kjøpesenter Nord AS	-	-	9.3	100.0 %
Fjernvarme Norsk miks	201461 AmCo Bygg Naerboe AS	-	-	3.9	100.0 %
Fjernvarme Norsk miks	201469 Baardshaug Nord AS	-	-	9.9	100.0 %
Fjernvarme Norsk miks	201488 Thon Kjøpesenter øst AS	-	-	11.1	100.0 %
Fjernvarme Norsk miks	201466 Amfi Bygg Moa AS	-	-	10.3	100.0 %
Fjernvarme Norsk miks	101530 Thon Storo AS	-	-	59.5	100.0 %
Fjernvarme Norsk miks	101501 OTE Eiendom AS	-	-	265.1	100.0 %
Fjernvarme Norsk miks	50597 Sartor Storsenter AS	-	-	14.1	100.0 %
Fjernvarme Norsk miks	201476 Thon Kjøpesenter Soer AS	-	-	28.6	100.0 %
Fjernvarme Norsk miks	101523 Thon aasane AS	-	-	12.2	100.0 %
Fjernvarme Norsk miks	101532 Bergen Storsenter AS	-	-	10.5	100.0 %
Fjernvarme Norsk miks	55003 Soerlandsenteret Eiendom AS	-	-	28.1	100.0 %
Fjernvarme NO / Mo i Rana	201490 Thon Kjøpesenter Nord AS	0.7	-	-	-
Fjernvarme Moss	201488 Thon Kjøpesenter Øst AS	14.7	-	-	-
Fjernkjøling NO / Nydalen	201488 Thon Kjøpesenter Øst AS	32.0	-	-	-
Fjernkjøling NO / Nydalen	101530 Thon Storo AS	54.0	-	-	100.0 %
Fjernkjøling NO / Nydalen	101501 OTE Eiendom AS	66.8	-	-	100.0 %
Fjernkjøling NO / Nydalen	50597 Sartor Storsenter AS (ikke fullt regnskap)	4.2	-	-	-
Fjernkjøling NO / Nydalen	201476 Thon Kjøpesenter Sør AS	13.3	-	-	-
Fjernkjøling NO / Nydalen	101523 Thon Åsane AS	3.9	-	-	-
Fjernkjøling NO / Nydalen	55003 Sørlandsenteret Eiendom AS (ikke fullt regnsk)	41.5	-	-	-
Fjernkjøling NO / Nydalen	201488 Thon Kjøpesenter øst AS	-	-	-	100.0 %
Fjernkjøling NO / Nydalen	50597 Sartor Storsenter AS	-	-	-	100.0 %
Fjernkjøling NO / Nydalen	201476 Thon Kjøpesenter Soer AS	-	-	-	100.0 %
Fjernkjøling NO / Nydalen	101523 Thon aasane AS	-	-	-	100.0 %
Fjernkjøling NO / Nydalen	55003 Soerlandsenteret Eiendom AS	-	-	-	100.0 %
Fjernvarme Ålesund	201466 Amfi Bygg Moa AS	8.9	-	-	-

Fjernvarme NO / Oslo	101530 Thon Storo AS	35.0	-	-	-
Fjernvarme NO / Oslo	101501 OTE Eiendom AS	223.9	-	-	-
District heating NO/Lillestrøm	101530 Thon Storo AS	10.7	-	-	-
Fjernvarme Bergen	101501 OTE Eiendom AS	8.4	-	-	-
Fjernvarme Bergen	101523 Thon Åsane AS	8.2	-	-	-
Fjernvarme Bergen	101532 Bergen Storsenter AS	7.5	-	-	-
Fjernvarme Sandvika	101501 OTE Eiendom AS	31.2	-	-	-
Fjernvarme Sandvika	101515 Gardermoen Park AS	12.1	-	-	-
Fjernvarme Kristiansand	201476 Thon Kjøpesenter Sør AS	9.2	-	-	-
Fjernvarme Kristiansand	55003 Sørlandsenteret Eiendom AS (ikke fullt regnsk)	15.2	-	-	-
Fjernvarme Sverige miks	301264 Fastighets AB Sollentuna Centrum	4.1	-	3.3	100.0 %
Fjernvarme Sverige miks	301262 Fastighets AB Hageby Centrum	125.2	-	126.3	100.0 %
Fjernvarme Sverige miks	301265 Fastighets AB overby Kopcentrum	-	-	-	100.0 %
Fjernvarme Sverige miks	301266 Mitticity i Karlstad Fastighets AB	-	-	19.8	100.0 %
Scope 2 total		6,200.5	4,702.0	4,748.4	1.0 %

Avfall total		2,870.4	3,437.2	4,521.6	31.5 %
Paper waste, recycled	201481 Thon Kjøpesenter Midt AS	0.7	-	-	-
Paper waste, recycled	201490 Thon Kjøpesenter Nord AS	1.5	-	-	-
Paper waste, recycled	201460 Drøbak City AS	0.8	-	-	-
Paper waste, recycled	201053 Amfi Bygg Eidsvoll AS	1.3	-	-	-
Paper waste, recycled	101550 Vestkanten AS	-	-	-	-
Paper waste, recycled	201496 Amfi Bygg Fauske AS	0.2	-	-	-
Paper waste, recycled	201469 Bårdshaug Nord AS	0.4	-	-	-
Paper waste, recycled	203721 Amfi Drift Storebrand AS	-	-	-	-
Paper waste, recycled	201488 Thon Kjøpesenter Øst AS	0.1	-	-	-
Paper waste, recycled	201432 Eiendomsselskapet Bryggerikvartalet AS	-	-	-	-
Paper waste, recycled	201466 Amfi Bygg Moa AS	0.1	-	-	-
Paper waste, recycled	101530 Thon Storo AS	9.1	-	-	-
Paper waste, recycled	101515 Gardermoen Park AS	2.3	-	-	-
Paper waste, recycled	101500 Olav Thon Eiendomsselskap ASA	3.7	-	-	-
Paper waste, recycled	201476 Thon Kjøpesenter Sør AS	0.2	-	-	-
Paper waste, recycled	201471 Amfi Bygg Elverum AS	-	-	-	-
Paper waste, recycled	50580 Lagunen AS (ikke fullt regnskap)	0.1	-	-	-
Paper waste, recycled	201800 Molde Storsenter AS	-	-	-	-
Paper waste, recycled	201481 Thon Kjøpesenter Midt AS	-	-	0.6	100.0 %
Paper waste, recycled	201490 Thon Kjøpesenter Nord AS	-	-	1.3	100.0 %
Paper waste, recycled	201460 Drøbak City AS	-	-	1.0	100.0 %
Paper waste, recycled		-	-	19.7	100.0 %
Paper waste, recycled	201469 Bårdshaug Nord AS	-	-	0.2	100.0 %
Paper waste, recycled	201488 Thon Kjøpesenter øst AS	-	-	2.6	100.0 %
Paper waste, recycled	201476 Thon Kjøpesenter Sør AS	-	-	0.1	100.0 %
Paper waste, recycled	201758 Coop Roervik Eiendom AS	-	-	-	100.0 %
Paper waste, recycled	301265 Fastighets AB overby Kopcentrum	-	-	1.1	100.0 %
Paper waste, recycled	50580 Lagunen AS	-	-	-	100.0 %
Glass waste, recycled	201481 Thon Kjøpesenter Midt AS	0.1	-	-	-
Glass waste, recycled	201490 Thon Kjøpesenter Nord AS	0.6	-	-	-

Glass waste, recycled	201461 AmCo Bygg Nærbø AS	-	-	-	-
Glass waste, recycled	201053 Amfi Bygg Eidsvoll AS	0.1	-	-	-
Glass waste, recycled	101550 Vestkanten AS	0.2	-	-	-
Glass waste, recycled	201496 Amfi Bygg Fauske AS	0.1	-	-	-
Glass waste, recycled	201469 Bårdshaug Nord AS	0.2	-	-	-
Glass waste, recycled	203721 Amfi Drift Storebrand AS	0.4	-	-	-
Glass waste, recycled	201488 Thon Kjøpesenter Øst AS	0.6	-	-	-
Glass waste, recycled	201432 Eiendomsselskapet Bryggerikvartalet AS	-	-	-	-
Glass waste, recycled	201466 Amfi Bygg Moa AS	0.3	-	-	-
Glass waste, recycled	101530 Thon Storo AS	0.6	-	-	-
Glass waste, recycled	201493 Thon Kjøpesenter Vest AS	0.1	-	-	-
Glass waste, recycled	101515 Gardermoen Park AS	-	-	-	-
Glass waste, recycled	101500 Olav Thon Eiendomsselskap ASA	2.7	-	-	-
Glass waste, recycled	203498 Amfi Drift AS	0.1	-	-	-
Glass waste, recycled	50597 Sartor Storsenter AS (ikke fullt regnskap)	0.4	-	-	-
Glass waste, recycled	101560 Åsane Storsenter DA	0.2	-	-	-
Glass waste, recycled	201476 Thon Kjøpesenter Sør AS	0.7	-	-	-
Glass waste, recycled	101510 Jessheim Storsenter AS	0.1	-	-	-
Glass waste, recycled	101532 Bergen Storsenter AS	-	-	-	-
Glass waste, recycled	201471 Amfi Bygg Elverum AS	-	-	-	-
Glass waste, recycled	50585 Lagunen DA (ikke fullt regnskap)	0.5	-	-	-
Glass waste, recycled	50580 Lagunen AS (ikke fullt regnskap)	0.1	-	-	-
Glass waste, recycled	201823 OTI-Senteret Eiendom AS	-	-	-	-
Glass waste, recycled	55003 Sørlandsenteret Eiendom AS (ikke fullt regnsk)	0.2	-	-	-
Glass waste, recycled	201800 Molde Storsenter AS	-	-	-	-
Glass waste, recycled	201492 Amfi Bygg Svolvær AS	-	-	-	-
Glass waste, recycled	201481 Thon Kjøpesenter Midt AS	-	-	0.2	100.0 %
Glass waste, recycled	201490 Thon Kjøpesenter Nord AS	-	-	0.7	100.0 %
Glass waste, recycled	201460 Drøbak City AS	-	-	-	100.0 %
Glass waste, recycled	201461 AmCo Bygg Naerboe AS	-	-	-	100.0 %
Glass waste, recycled		-	-	4.5	100.0 %
Glass waste, recycled	201469 Baardshaug Nord AS	-	-	0.2	100.0 %
Glass waste, recycled	201488 Thon Kjøpesenter oest AS	-	-	0.4	100.0 %
Glass waste, recycled	201493 Thon Kjøpesenter Vest AS	-	-	0.1	100.0 %
Glass waste, recycled	50597 Sartor Storsenter AS	-	-	0.4	100.0 %
Glass waste, recycled	101560 aasane Storsenter DA	-	-	0.2	100.0 %
Glass waste, recycled	201476 Thon Kjøpesenter Soer AS	-	-	0.8	100.0 %
Glass waste, recycled	301265 Fastighets AB overby Kopcentrum	-	-	-	100.0 %
Glass waste, recycled	50585 Lagunen DA	-	-	0.8	100.0 %
Glass waste, recycled	50580 Lagunen AS	-	-	0.1	100.0 %
Glass waste, recycled	55003 Soerlandsenteret Eiendom AS	-	-	0.3	100.0 %
Organic waste, treated	201481 Thon Kjøpesenter Midt AS	0.9	-	-	-
Organic waste, treated	201490 Thon Kjøpesenter Nord AS	2.5	-	-	-
Organic waste, treated	201460 Drøbak City AS	-	-	-	-
Organic waste, treated	201053 Amfi Bygg Eidsvoll AS	0.3	-	-	-
Organic waste, treated	101550 Vestkanten AS	-	-	-	-
Organic waste, treated	201496 Amfi Bygg Fauske AS	0.1	-	-	-

Organic waste, treated	201469 Bårdshaug Nord AS	-	-	-	-
Organic waste, treated	203721 Amfi Drift Storebrand AS	0.6	-	-	-
Organic waste, treated	201488 Thon Kjøpesenter Øst AS	1.9	-	-	-
Organic waste, treated	201432 Eiendomselskapet Bryggerikvartalet AS	-	-	-	-
Organic waste, treated	201466 Amfi Bygg Moa AS	0.1	-	-	-
Organic waste, treated	101530 Thon Storo AS	2.3	-	-	-
Organic waste, treated	201493 Thon Kjøpesenter Vest AS	-	-	-	-
Organic waste, treated	101515 Gardermoen Park AS	1.3	-	-	-
Organic waste, treated	101500 Olav Thon Eiendomsselskap ASA	2.9	-	-	-
Organic waste, treated	203498 Amfi Drift AS	0.1	-	-	-
Organic waste, treated	50597 Sartor Storsenter AS (ikke fullt regnskap)	0.5	-	-	-
Organic waste, treated	101560 Åsane Storsenter DA	1.7	-	-	-
Organic waste, treated	201476 Thon Kjøpesenter Sør AS	0.4	-	-	-
Organic waste, treated	101510 Jessheim Storsenter AS	1.7	-	-	-
Organic waste, treated	101532 Bergen Storsenter AS	-	-	-	-
Organic waste, treated	201471 Amfi Bygg Elverum AS	-	-	-	-
Organic waste, treated	50585 Lagunen DA (ikke fullt regnskap)	0.2	-	-	-
Organic waste, treated	50580 Lagunen AS (ikke fullt regnskap)	0.1	-	-	-
Organic waste, treated	55003 Sørlandsenteret Eiendom AS (ikke fullt regnsk)	0.8	-	-	-
Organic waste, treated	201800 Molde Storsenter AS	0.1	-	-	-
Organic waste, treated	201492 Amfi Bygg Svolvær AS	0.4	-	-	-
Organic waste, treated	201481 Thon Kjøpesenter Midt AS	-	-	1.1	100.0 %
Organic waste, treated	201490 Thon Kjøpesenter Nord AS	-	-	2.7	100.0 %
Organic waste, treated	201460 Drøbak City AS	-	-	0.1	100.0 %
Organic waste, treated		-	-	9.5	100.0 %
Organic waste, treated	201469 Bårdshaug Nord AS	-	-	-	100.0 %
Organic waste, treated	201488 Thon Kjøpesenter øst AS	-	-	1.4	100.0 %
Organic waste, treated	201493 Thon Kjøpesenter Vest AS	-	-	1.2	100.0 %
Organic waste, treated	50597 Sartor Storsenter AS	-	-	0.4	100.0 %
Organic waste, treated	101560 aasane Storsenter DA	-	-	1.6	100.0 %
Organic waste, treated	201476 Thon Kjøpesenter Soer AS	-	-	0.9	100.0 %
Organic waste, treated	201758 Coop Roervik Eiendom AS	-	-	0.2	100.0 %
Organic waste, treated	50585 Lagunen DA	-	-	0.7	100.0 %
Organic waste, treated	50580 Lagunen AS	-	-	-	100.0 %
Organic waste, treated	55003 Soerlandsenteret Eiendom AS	-	-	1.2	100.0 %
Organic waste, treated	301266 Mitticity i Karlstad Fastighets AB	-	-	-	100.0 %
Plastic waste, recycled	201481 Thon Kjøpesenter Midt AS	0.1	-	-	-
Plastic waste, recycled	201490 Thon Kjøpesenter Nord AS	0.3	-	-	-
Plastic waste, recycled	201460 Drøbak City AS	0.1	-	-	-
Plastic waste, recycled	201461 AmCo Bygg Nærbø AS	0.1	-	-	-
Plastic waste, recycled	201053 Amfi Bygg Eidsvoll AS	-	-	-	-
Plastic waste, recycled	101550 Vestkanten AS	-	-	-	-
Plastic waste, recycled	201469 Bårdshaug Nord AS	-	-	-	-
Plastic waste, recycled	203721 Amfi Drift Storebrand AS	0.1	-	-	-
Plastic waste, recycled	201488 Thon Kjøpesenter Øst AS	0.6	-	-	-
Plastic waste, recycled	201432 Eiendomselskapet Bryggerikvartalet AS	0.1	-	-	-
Plastic waste, recycled	201466 Amfi Bygg Moa AS	0.3	-	-	-

Plastic waste, recycled	101530 Thon Storo AS	0.3	-	-	-
Plastic waste, recycled	201493 Thon Kjøpesenter Vest AS	0.2	-	-	-
Plastic waste, recycled	101515 Gardermoen Park AS	0.1	-	-	-
Plastic waste, recycled	101500 Olav Thon Eiendomsselskap ASA	0.8	-	-	-
Plastic waste, recycled	203498 Amfi Drift AS	0.3	-	-	-
Plastic waste, recycled	50597 Sartor Storsenter AS (ikke fullt regnskap)	-	-	-	-
Plastic waste, recycled	101560 Åsane Storsenter DA	0.2	-	-	-
Plastic waste, recycled	201476 Thon Kjøpesenter Sør AS	0.4	-	-	-
Plastic waste, recycled	101510 Jessheim Storsenter AS	0.1	-	-	-
Plastic waste, recycled	201453 Amco Bygg 2 Nærbø AS	-	-	-	-
Plastic waste, recycled	101532 Bergen Storsenter AS	0.3	-	-	-
Plastic waste, recycled	201758 Coop Rørvik Eiendom AS	0.1	-	-	-
Plastic waste, recycled	201467 Solco AS	-	-	-	-
Plastic waste, recycled	201054 Amfi Bygg Årnes AS	0.1	-	-	-
Plastic waste, recycled	50585 Lagunen DA (ikke fullt regnskap)	-	-	-	-
Plastic waste, recycled	55003 Sørlandsenteret Eiendom AS (ikke fullt regnsk)	0.3	-	-	-
Plastic waste, recycled	201800 Molde Storsenter AS	0.1	-	-	-
Plastic waste, recycled	201481 Thon Kjøpesenter Midt AS	-	-	0.2	100.0 %
Plastic waste, recycled	201490 Thon Kjøpesenter Nord AS	-	-	0.4	100.0 %
Plastic waste, recycled	201460 Droebak City AS	-	-	0.1	100.0 %
Plastic waste, recycled	201461 AmCo Bygg Naerboe AS	-	-	0.1	100.0 %
Plastic waste, recycled		-	-	2.2	100.0 %
Plastic waste, recycled	201469 Baardshaug Nord AS	-	-	-	100.0 %
Plastic waste, recycled	201488 Thon Kjøpesenter oest AS	-	-	0.6	100.0 %
Plastic waste, recycled	201493 Thon Kjøpesenter Vest AS	-	-	0.3	100.0 %
Plastic waste, recycled	50597 Sartor Storsenter AS	-	-	0.1	100.0 %
Plastic waste, recycled	101560 aasane Storsenter DA	-	-	0.2	100.0 %
Plastic waste, recycled	201476 Thon Kjøpesenter Soer AS	-	-	0.5	100.0 %
Plastic waste, recycled	201453 Amco Bygg 2 Naerboe AS	-	-	-	100.0 %
Plastic waste, recycled	201758 Coop Roervik Eiendom AS	-	-	-	100.0 %
Plastic waste, recycled	201054 Amfi Bygg aarnes AS	-	-	0.1	100.0 %
Plastic waste, recycled	50585 Lagunen DA	-	-	0.4	100.0 %
Plastic waste, recycled	55003 Soerlandsenteret Eiendom AS	-	-	0.4	100.0 %
Plastic waste, recycled	301266 Mitticity i Karlstad Fastighets AB	-	-	-	100.0 %
Wood waste, recycled	201481 Thon Kjøpesenter Midt AS	0.2	-	-	-
Wood waste, recycled	201490 Thon Kjøpesenter Nord AS	0.8	-	-	-
Wood waste, recycled	201461 AmCo Bygg Nærbø AS	-	-	-	-
Wood waste, recycled	101550 Vestkanten AS	-	-	-	-
Wood waste, recycled	201469 Bårdshaug Nord AS	0.4	-	-	-
Wood waste, recycled	203721 Amfi Drift Storebrand AS	0.3	-	-	-
Wood waste, recycled	201488 Thon Kjøpesenter Øst AS	0.1	-	-	-
Wood waste, recycled	201432 Eiendomsselskapet Brygge rikvartalet AS	0.1	-	-	-
Wood waste, recycled	201466 Amfi Bygg Moa AS	2.0	-	-	-
Wood waste, recycled	201493 Thon Kjøpesenter Vest AS	0.2	-	-	-
Wood waste, recycled	101500 Olav Thon Eiendomsselskap ASA	1.3	-	-	-
Wood waste, recycled	203498 Amfi Drift AS	0.3	-	-	-
Wood waste, recycled	50597 Sartor Storsenter AS (ikke fullt regnskap)	0.1	-	-	-

Wood waste, recycled	101560 Åsane Storsenter DA	-	-	-	-
Wood waste, recycled	201476 Thon Kjøpesenter Sør AS	0.7	-	-	-
Wood waste, recycled	101510 Jessheim Storsenter AS	-	-	-	-
Wood waste, recycled	101523 Thon Åsane AS	-	-	-	-
Wood waste, recycled	101532 Bergen Storsenter AS	0.1	-	-	-
Wood waste, recycled	50585 Lagunen DA (ikke fullt regnskap)	-	-	-	-
Wood waste, recycled	201823 OTI-Senteret Eiendom AS	0.2	-	-	-
Wood waste, recycled	55003 Sørlandsenteret Eiendom AS (ikke fullt regnsk)	0.4	-	-	-
Wood waste, recycled	201800 Molde Storsenter AS	0.3	-	-	-
Wood waste, recycled	201481 Thon Kjøpesenter Midt AS	-	-	0.2	100.0 %
Wood waste, recycled	201490 Thon Kjøpesenter Nord AS	-	-	1.3	100.0 %
Wood waste, recycled	201460 Drøbak City AS	-	-	-	100.0 %
Wood waste, recycled	201461 AmCo Bygg Naerboe AS	-	-	0.1	100.0 %
Wood waste, recycled		-	-	6.9	100.0 %
Wood waste, recycled	201469 Baardshaug Nord AS	-	-	0.4	100.0 %
Wood waste, recycled	201488 Thon Kjøpesenter øst AS	-	-	0.1	100.0 %
Wood waste, recycled	201493 Thon Kjøpesenter Vest AS	-	-	0.3	100.0 %
Wood waste, recycled	50597 Sartor Storsenter AS	-	-	0.7	100.0 %
Wood waste, recycled	201476 Thon Kjøpesenter Soer AS	-	-	0.7	100.0 %
Wood waste, recycled	101523 Thon aasane AS	-	-	0.1	100.0 %
Wood waste, recycled	301265 Fastighets AB overby Kopcentrum	-	-	0.1	100.0 %
Wood waste, recycled	201054 Amfi Bygg aarnes AS	-	-	-	100.0 %
Wood waste, recycled	50585 Lagunen DA	-	-	1.0	100.0 %
Wood waste, recycled	50580 Lagunen AS	-	-	-	100.0 %
Wood waste, recycled	55003 Soerlandsenteret Eiendom AS	-	-	1.4	100.0 %
Residual waste, landfill	201481 Thon Kjøpesenter Midt AS	6.1	-	-	-
Residual waste, landfill	201490 Thon Kjøpesenter Nord AS	8.8	-	-	-
Residual waste, landfill	201460 Drøbak City AS	35.5	-	-	-
Residual waste, landfill	201053 Amfi Bygg Eidsvoll AS	4.1	-	-	-
Residual waste, landfill	101550 Vestkanten AS	0.2	-	-	-
Residual waste, landfill	101533 Info-Rama AS	0.6	-	-	-
Residual waste, landfill	201469 Bårdshaug Nord AS	0.2	-	-	-
Residual waste, landfill	203721 Amfi Drift Storebrand AS	2.2	-	-	-
Residual waste, landfill	201488 Thon Kjøpesenter Øst AS	3.8	-	-	-
Residual waste, landfill	201432 Eiendomsselskapet Bryggerikvartalet AS	20.7	-	-	-
Residual waste, landfill	201466 Amfi Bygg Moa AS	-	-	-	-
Residual waste, landfill	101530 Thon Storo AS	309.8	-	-	-
Residual waste, landfill	201493 Thon Kjøpesenter Vest AS	-	-	-	-
Residual waste, landfill	101515 Gardermoen Park AS	74.2	-	-	-
Residual waste, landfill	101500 Olav Thon Eiendomsselskap ASA	795.2	-	-	-
Residual waste, landfill	203498 Amfi Drift AS	3.4	-	-	-
Residual waste, landfill	50597 Sartor Storsenter AS (ikke fullt regnskap)	0.5	-	-	-
Residual waste, landfill	101510 Jessheim Storsenter AS	4.9	-	-	-
Residual waste, landfill	201471 Amfi Bygg Elverum AS	37.9	-	-	-
Residual waste, landfill	201433 Eiendomsselskapet Triade AS	1.1	-	-	-
Residual waste, landfill	55003 Sørlandsenteret Eiendom AS (ikke fullt regnsk)	0.9	-	-	-
Residual waste, landfill		-	15.4	35.1	127.4 %

Residual waste, landfill	201481 Thon Kjøepesenter Midt AS	-	-	0.1	100.0 %
Residual waste, landfill	201490 Thon Kjøepesenter Nord AS	-	-	7.9	100.0 %
Residual waste, landfill	201488 Thon Kjøepesenter oest AS	-	-	0.9	100.0 %
Residual waste, landfill	201493 Thon Kjøepesenter Vest AS	-	-	0.1	100.0 %
Residual waste, landfill	50597 Sartor Storsenter AS	-	-	0.2	100.0 %
Residual waste, landfill	201476 Thon Kjøepesenter Soer AS	-	-	0.1	100.0 %
Residual waste, landfill	301265 Fastighets AB overby Kopcentrum	-	-	0.2	100.0 %
Residual waste, landfill	55003 Soerlandsenteret Eiendom AS	-	-	1.6	100.0 %
Plastic waste, incinerated	201481 Thon Kjøepesenter Midt AS	24.0	-	-	-
Plastic waste, incinerated	201461 AmCo Bygg Nærbø AS	3.0	-	-	-
Plastic waste, incinerated	201053 Amfi Bygg Eidsvoll AS	0.5	-	-	-
Plastic waste, incinerated	101550 Vestkanten AS	1.4	-	-	-
Plastic waste, incinerated	201469 Bårdshaug Nord AS	9.7	-	-	-
Plastic waste, incinerated	203721 Amfi Drift Storebrand AS	39.5	-	-	-
Plastic waste, incinerated	201488 Thon Kjøepesenter Øst AS	32.3	-	-	-
Plastic waste, incinerated	201432 Eiendomselskapet Bryggerikvartalet AS	2.5	-	-	-
Plastic waste, incinerated	201466 Amfi Bygg Moa AS	31.3	-	-	-
Plastic waste, incinerated	101530 Thon Storo AS	21.2	-	-	-
Plastic waste, incinerated	201493 Thon Kjøepesenter Vest AS	2.1	-	-	-
Plastic waste, incinerated	101515 Gardermoen Park AS	0.2	-	-	-
Plastic waste, incinerated	101500 Olav Thon Eiendomselskap ASA	65.1	-	-	-
Plastic waste, incinerated	203498 Amfi Drift AS	31.0	-	-	-
Plastic waste, incinerated	50597 Sartor Storsenter AS (ikke fult regnskap)	2.7	-	-	-
Plastic waste, incinerated	101560 Åsane Storsenter DA	1.5	-	-	-
Plastic waste, incinerated	201476 Thon Kjøepesenter Sør AS	22.5	-	-	-
Plastic waste, incinerated	101510 Jessheim Storsenter AS	4.2	-	-	-
Plastic waste, incinerated	101532 Bergen Storsenter AS	0.1	-	-	-
Plastic waste, incinerated	201471 Amfi Bygg Elverum AS	9.1	-	-	-
Plastic waste, incinerated	50585 Lagunen DA (ikke fult regnskap)	1.2	-	-	-
Plastic waste, incinerated	50580 Lagunen AS (ikke fult regnskap)	1.4	-	-	-
Plastic waste, incinerated	55003 Sørlandsenteret Eiendom AS (ikke fult regnsk)	1.4	-	-	-
Plastic waste, incinerated	201800 Molde Storsenter AS	10.9	-	-	-
Plastic waste, incinerated	201481 Thon Kjøepesenter Midt AS	-	-	26.5	100.0 %
Plastic waste, incinerated	201490 Thon Kjøepesenter Nord AS	-	-	0.2	100.0 %
Plastic waste, incinerated	201461 AmCo Bygg Naerboe AS	-	-	0.8	100.0 %
Plastic waste, incinerated		-	-	261.5	100.0 %
Plastic waste, incinerated	201469 Baardshaug Nord AS	-	-	4.4	100.0 %
Plastic waste, incinerated	201488 Thon Kjøepesenter oest AS	-	-	30.0	100.0 %
Plastic waste, incinerated	201493 Thon Kjøepesenter Vest AS	-	-	7.1	100.0 %
Plastic waste, incinerated	101560 aasane Storsenter DA	-	-	1.2	100.0 %
Plastic waste, incinerated	201476 Thon Kjøepesenter Soer AS	-	-	37.5	100.0 %
Plastic waste, incinerated	201758 Coop Roervik Eiendom AS	-	-	6.0	100.0 %
Plastic waste, incinerated	50585 Lagunen DA	-	-	4.1	100.0 %
Plastic waste, incinerated	50580 Lagunen AS	-	-	2.8	100.0 %
Plastic waste, incinerated	55003 Soerlandsenteret Eiendom AS	-	-	18.0	100.0 %
Plastic waste, incinerated	301266 Mitticity i Karlstad Fastighets AB	-	-	0.2	100.0 %
Residual waste, incinerated	201481 Thon Kjøepesenter Midt AS	78.6	-	-	-

Residual waste, incinerated	201490 Thon Kjøpesenter Nord AS	262.7	-	-	-
Residual waste, incinerated	201461 AmCo Bygg Nærbø AS	-	-	-	-
Residual waste, incinerated	201053 Amfi Bygg Eidsvoll AS	29.4	-	-	-
Residual waste, incinerated	101550 Vestkanten AS	0.1	-	-	-
Residual waste, incinerated	201496 Amfi Bygg Fauske AS	18.6	-	-	-
Residual waste, incinerated	201469 Bårdshaug Nord AS	75.9	-	-	-
Residual waste, incinerated	203721 Amfi Drift Storebrand AS	36.4	-	-	-
Residual waste, incinerated	201488 Thon Kjøpesenter Øst AS	214.1	-	-	-
Residual waste, incinerated	201466 Amfi Bygg Moa AS	30.9	-	-	-
Residual waste, incinerated	101530 Thon Storo AS	2.2	-	-	-
Residual waste, incinerated	201493 Thon Kjøpesenter Vest AS	20.2	-	-	-
Residual waste, incinerated	101500 Olav Thon Eiendomsselskap ASA	2.4	-	-	-
Residual waste, incinerated	203498 Amfi Drift AS	28.5	-	-	-
Residual waste, incinerated	50597 Sartor Storsenter AS (ikke fullt regnskap)	0.1	-	-	-
Residual waste, incinerated	101560 Åsane Storsenter DA	0.4	-	-	-
Residual waste, incinerated	201476 Thon Kjøpesenter Sør AS	29.5	-	-	-
Residual waste, incinerated	101510 Jessheim Storsenter AS	124.9	-	-	-
Residual waste, incinerated	101523 Thon Åsane AS	0.2	-	-	-
Residual waste, incinerated	201453 Amco Bygg 2 Nærbø AS	3.4	-	-	-
Residual waste, incinerated	101532 Bergen Storsenter AS	1.2	-	-	-
Residual waste, incinerated	201758 Coop Rørvik Eiendom AS	24.7	-	-	-
Residual waste, incinerated	201054 Amfi Bygg Årnes AS	20.2	-	-	-
Residual waste, incinerated	50585 Lagunen DA (ikke fullt regnskap)	0.7	-	-	-
Residual waste, incinerated	50580 Lagunen AS (ikke fullt regnskap)	16.2	-	-	-
Residual waste, incinerated	201823 OTI-Senteret Eiendom AS	17.3	-	-	-
Residual waste, incinerated	55003 Sørlandsenteret Eiendom AS (ikke fullt regnsk)	3.5	-	-	-
Residual waste, incinerated	201800 Molde Storsenter AS	17.8	-	-	-
Residual waste, incinerated	201492 Amfi Bygg Svolvær AS	11.6	-	-	-
Residual waste, incinerated		-	3,231.8	1,985.2	-38.6 %
Residual waste, incinerated	201481 Thon Kjøpesenter Midt AS	-	-	159.9	100.0 %
Residual waste, incinerated	201490 Thon Kjøpesenter Nord AS	-	-	281.8	100.0 %
Residual waste, incinerated	201460 Droebak City AS	-	-	28.3	100.0 %
Residual waste, incinerated	201461 AmCo Bygg Naerboe AS	-	-	12.8	100.0 %
Residual waste, incinerated	201469 Baardshaug Nord AS	-	-	75.7	100.0 %
Residual waste, incinerated	201488 Thon Kjøpesenter oest AS	-	-	175.0	100.0 %
Residual waste, incinerated	201493 Thon Kjøpesenter Vest AS	-	-	117.2	100.0 %
Residual waste, incinerated	50597 Sartor Storsenter AS	-	-	146.5	100.0 %
Residual waste, incinerated	101560 aasane Storsenter DA	-	-	138.7	100.0 %
Residual waste, incinerated	201476 Thon Kjøpesenter Soer AS	-	-	162.3	100.0 %
Residual waste, incinerated	101523 Thon aasane AS	-	-	37.2	100.0 %
Residual waste, incinerated	201453 Amco Bygg 2 Naerboe AS	-	-	12.3	100.0 %
Residual waste, incinerated	201758 Coop Roervik Eiendom AS	-	-	31.0	100.0 %
Residual waste, incinerated	301265 Fastighets AB overby Kopcentrum	-	-	24.6	100.0 %
Residual waste, incinerated	201054 Amfi Bygg aarnes AS	-	-	21.3	100.0 %
Residual waste, incinerated	50585 Lagunen DA	-	-	178.9	100.0 %
Residual waste, incinerated	50580 Lagunen AS	-	-	44.5	100.0 %
Residual waste, incinerated	55003 Soerlandsenteret Eiendom AS	-	-	158.5	100.0 %
Metal waste, recycled	201481 Thon Kjøpesenter Midt AS	0.2	-	-	-

Metal waste, recycled	201490 Thon Kjøpesenter Nord AS	0.6	-	-	-
Metal waste, recycled	201460 Drøbak City AS	-	-	-	-
Metal waste, recycled	201461 AmCo Bygg Nærbo AS	-	-	-	-
Metal waste, recycled	201053 Amfi Bygg Eidsvoll AS	-	-	-	-
Metal waste, recycled	101550 Vestkanten AS	-	-	-	-
Metal waste, recycled	201469 Bårdshaug Nord AS	0.1	-	-	-
Metal waste, recycled	203721 Amfi Drift Storebrand AS	0.3	-	-	-
Metal waste, recycled	201488 Thon Kjøpesenter Øst AS	0.2	-	-	-
Metal waste, recycled	201432 Eiendomsselskapet Bryggerikvartalet AS	-	-	-	-
Metal waste, recycled	201466 Amfi Bygg Moa AS	0.4	-	-	-
Metal waste, recycled	101530 Thon Storo AS	0.4	-	-	-
Metal waste, recycled	201493 Thon Kjøpesenter Vest AS	-	-	-	-
Metal waste, recycled	101515 Gardermoen Park AS	-	-	-	-
Metal waste, recycled	101500 Olav Thon Eiendomsselskap ASA	1.1	-	-	-
Metal waste, recycled	203498 Amfi Drift AS	0.1	-	-	-
Metal waste, recycled	50597 Sartor Storsenter AS (ikke fullt regnskap)	-	-	-	-
Metal waste, recycled	101560 Åsane Storsenter DA	0.2	-	-	-
Metal waste, recycled	201476 Thon Kjøpesenter Sør AS	0.4	-	-	-
Metal waste, recycled	101510 Jessheim Storsenter AS	0.2	-	-	-
Metal waste, recycled	101523 Thon Åsane AS	-	-	-	-
Metal waste, recycled	101532 Bergen Storsenter AS	-	-	-	-
Metal waste, recycled	201471 Amfi Bygg Elverum AS	0.2	-	-	-
Metal waste, recycled	50585 Lagunen DA (ikke fullt regnskap)	0.3	-	-	-
Metal waste, recycled	50580 Lagunen AS (ikke fullt regnskap)	-	-	-	-
Metal waste, recycled	201823 OTI-Senteret Eiendom AS	0.1	-	-	-
Metal waste, recycled	55003 Sørlandsenteret Eiendom AS (ikke fullt regnsk)	0.2	-	-	-
Metal waste, recycled	201800 Molde Storsenter AS	-	-	-	-
Metal waste, recycled	201481 Thon Kjøpesenter Midt AS	-	-	0.2	100.0 %
Metal waste, recycled	201490 Thon Kjøpesenter Nord AS	-	-	0.8	100.0 %
Metal waste, recycled	201460 Drøbak City AS	-	-	-	100.0 %
Metal waste, recycled	201461 AmCo Bygg Nærboe AS	-	-	0.1	100.0 %
Metal waste, recycled		-	-	3.9	100.0 %
Metal waste, recycled	201469 Bårdshaug Nord AS	-	-	0.1	100.0 %
Metal waste, recycled	201488 Thon Kjøpesenter øst AS	-	-	0.3	100.0 %
Metal waste, recycled	201493 Thon Kjøpesenter Vest AS	-	-	0.1	100.0 %
Metal waste, recycled	50597 Sartor Storsenter AS	-	-	0.4	100.0 %
Metal waste, recycled	101560 aasane Storsenter DA	-	-	0.3	100.0 %
Metal waste, recycled	201476 Thon Kjøpesenter Soer AS	-	-	0.5	100.0 %
Metal waste, recycled	101523 Thon aasane AS	-	-	0.4	100.0 %
Metal waste, recycled	201758 Coop Roervik Eiendom AS	-	-	-	100.0 %
Metal waste, recycled	301265 Fastighets AB overby Kopcentrum	-	-	0.1	100.0 %
Metal waste, recycled	201054 Amfi Bygg aarnes AS	-	-	-	100.0 %
Metal waste, recycled	50585 Lagunen DA	-	-	0.8	100.0 %
Metal waste, recycled	50580 Lagunen AS	-	-	-	100.0 %
Metal waste, recycled	55003 Soerlandsenteret Eiendom AS	-	-	0.5	100.0 %
EE waste, recycled	201481 Thon Kjøpesenter Midt AS	0.3	-	-	-
EE waste, recycled	201490 Thon Kjøpesenter Nord AS	0.3	-	-	-
EE waste, recycled	201053 Amfi Bygg Eidsvoll AS	-	-	-	-

EE waste, recycled	101550 Vestkanten AS	0.3	-	-	-
EE waste, recycled	201496 Amfi Bygg Fauske AS	-	-	-	-
EE waste, recycled	201469 Bårdshaug Nord AS	-	-	-	-
EE waste, recycled	203721 Amfi Drift Storebrand AS	0.3	-	-	-
EE waste, recycled	201488 Thon Kjøpesenter Øst AS	0.2	-	-	-
EE waste, recycled	201432 Eiendomsselskapet Bryggerikvartalet AS	-	-	-	-
EE waste, recycled	201466 Amfi Bygg Moa AS	0.4	-	-	-
EE waste, recycled	101530 Thon Storo AS	0.2	-	-	-
EE waste, recycled	201493 Thon Kjøpesenter Vest AS	0.1	-	-	-
EE waste, recycled	101515 Gardermoen Park AS	0.1	-	-	-
EE waste, recycled	101500 Olav Thon Eiendomsselskap ASA	0.9	-	-	-
EE waste, recycled	203498 Amfi Drift AS	0.1	-	-	-
EE waste, recycled	50597 Sartor Storsenter AS (ikke fult regnskap)	0.2	-	-	-
EE waste, recycled	101560 Åsane Storsenter DA	0.1	-	-	-
EE waste, recycled	201476 Thon Kjøpesenter Sør AS	0.3	-	-	-
EE waste, recycled	101510 Jessheim Storsenter AS	0.1	-	-	-
EE waste, recycled	101532 Bergen Storsenter AS	0.2	-	-	-
EE waste, recycled	201471 Amfi Bygg Elverum AS	0.1	-	-	-
EE waste, recycled	50585 Lagunen DA (ikke fult regnskap)	0.2	-	-	-
EE waste, recycled	201823 OTI-Senteret Eiendom AS	-	-	-	-
EE waste, recycled	55003 Sørlandsenteret Eiendom AS (ikke fult regnsk)	0.2	-	-	-
EE waste, recycled	201492 Amfi Bygg Svolvær AS	-	-	-	-
EE waste, recycled	201481 Thon Kjøpesenter Midt AS	-	-	0.3	100.0 %
EE waste, recycled	201490 Thon Kjøpesenter Nord AS	-	-	0.5	100.0 %
EE waste, recycled		-	-	2.5	100.0 %
EE waste, recycled	201469 Baardshaug Nord AS	-	-	-	100.0 %
EE waste, recycled	201488 Thon Kjøpesenter øst AS	-	-	0.2	100.0 %
EE waste, recycled	201493 Thon Kjøpesenter Vest AS	-	-	0.1	100.0 %
EE waste, recycled	50597 Sartor Storsenter AS	-	-	0.2	100.0 %
EE waste, recycled	101560 aasane Storsenter DA	-	-	0.2	100.0 %
EE waste, recycled	201476 Thon Kjøpesenter Soer AS	-	-	0.4	100.0 %
EE waste, recycled	301265 Fastighets AB overby Kopcentrum	-	-	-	100.0 %
EE waste, recycled	201054 Amfi Bygg aarnes AS	-	-	-	100.0 %
EE waste, recycled	50585 Lagunen DA	-	-	0.2	100.0 %
EE waste, recycled	55003 Soerlandsenteret Eiendom AS	-	-	0.2	100.0 %
Hazardous waste, recycled	201481 Thon Kjøpesenter Midt AS	-	-	-	-
Hazardous waste, recycled	201490 Thon Kjøpesenter Nord AS	-	-	-	-
Hazardous waste, recycled	201460 Drøbak City AS	-	-	-	-
Hazardous waste, recycled	201053 Amfi Bygg Eidsvoll AS	-	-	-	-
Hazardous waste, recycled	101550 Vestkanten AS	-	-	-	-
Hazardous waste, recycled	201496 Amfi Bygg Fauske AS	-	-	-	-
Hazardous waste, recycled	201469 Bårdshaug Nord AS	-	-	-	-
Hazardous waste, recycled	203721 Amfi Drift Storebrand AS	-	-	-	-
Hazardous waste, recycled	201488 Thon Kjøpesenter Øst AS	-	-	-	-
Hazardous waste, recycled	201432 Eiendomsselskapet Bryggerikvartalet AS	-	-	-	-
Hazardous waste, recycled	201466 Amfi Bygg Moa AS	-	-	-	-
Hazardous waste, recycled	101530 Thon Storo AS	-	-	-	-
Hazardous waste, recycled	201493 Thon Kjøpesenter Vest AS	-	-	-	-

Hazardous waste, recycled	101501 OTE Eiendom AS	-	-	-	-
Hazardous waste, recycled	101515 Gardermoen Park AS	-	-	-	-
Hazardous waste, recycled	101500 Olav Thon Eiendomsselskap ASA	0.1	-	-	-
Hazardous waste, recycled	203498 Amfi Drift AS	-	-	-	-
Hazardous waste, recycled	50597 Sartor Storsenter AS (ikke full regnskap)	-	-	-	-
Hazardous waste, recycled	101560 Åsane Storsenter DA	-	-	-	-
Hazardous waste, recycled	201476 Thon Kjøpesenter Sør AS	-	-	-	-
Hazardous waste, recycled	101510 Jessheim Storsenter AS	-	-	-	-
Hazardous waste, recycled	101532 Bergen Storsenter AS	-	-	-	-
Hazardous waste, recycled	201471 Amfi Bygg Elverum AS	-	-	-	-
Hazardous waste, recycled	50585 Lagunen DA (ikke full regnskap)	-	-	-	-
Hazardous waste, recycled	55003 Sørlandsenteret Eiendom AS (ikke full regnsk)	-	-	-	-
Hazardous waste, recycled	201492 Amfi Bygg Svolvær AS	-	-	-	-
Hazardous waste, recycled	201481 Thon Kjøpesenter Midt AS	-	-	-	100.0 %
Hazardous waste, recycled	201490 Thon Kjøpesenter Nord AS	-	-	-	100.0 %
Hazardous waste, recycled	201460 Droebak City AS	-	-	-	100.0 %
Hazardous waste, recycled	201461 AmCo Bygg Naerboe AS	-	-	-	100.0 %
Hazardous waste, recycled		-	-	0.4	100.0 %
Hazardous waste, recycled	201469 Baardshaug Nord AS	-	-	-	100.0 %
Hazardous waste, recycled	201488 Thon Kjøpesenter øst AS	-	-	-	100.0 %
Hazardous waste, recycled	201493 Thon Kjøpesenter Vest AS	-	-	-	100.0 %
Hazardous waste, recycled	50597 Sartor Storsenter AS	-	-	-	100.0 %
Hazardous waste, recycled	101560 aasane Storsenter DA	-	-	-	100.0 %
Hazardous waste, recycled	201476 Thon Kjøpesenter Soer AS	-	-	-	100.0 %
Hazardous waste, recycled	201758 Coop Roervik Eiendom AS	-	-	-	100.0 %
Hazardous waste, recycled	301265 Fastighets AB overby Kopcentrum	-	-	-	100.0 %
Hazardous waste, recycled	50585 Lagunen DA	-	-	-	100.0 %
Hazardous waste, recycled	55003 Soerlandsenteret Eiendom AS	-	-	-	100.0 %
Plasterboard waste, recycled	201481 Thon Kjøpesenter Midt AS	-	-	-	-
Plasterboard waste, recycled	201490 Thon Kjøpesenter Nord AS	-	-	-	-
Plasterboard waste, recycled	101550 Vestkanten AS	-	-	-	-
Plasterboard waste, recycled	203721 Amfi Drift Storebrand AS	-	-	-	-
Plasterboard waste, recycled	201488 Thon Kjøpesenter Øst AS	0.1	-	-	-
Plasterboard waste, recycled	201466 Amfi Bygg Moa AS	-	-	-	-
Plasterboard waste, recycled	101500 Olav Thon Eiendomsselskap ASA	-	-	-	-
Plasterboard waste, recycled	201476 Thon Kjøpesenter Sør AS	-	-	-	-
Plasterboard waste, recycled	50585 Lagunen DA (ikke full regnskap)	-	-	-	-
Plasterboard waste, recycled	201481 Thon Kjøpesenter Midt AS	-	-	-	100.0 %
Plasterboard waste, recycled	201490 Thon Kjøpesenter Nord AS	-	-	0.2	100.0 %
Plasterboard waste, recycled		-	-	0.6	100.0 %
Plasterboard waste, recycled	50585 Lagunen DA	-	-	-	100.0 %
Cardboard waste, recycled	201481 Thon Kjøpesenter Midt AS	3.0	-	-	-
Cardboard waste, recycled	201490 Thon Kjøpesenter Nord AS	7.1	-	-	-
Cardboard waste, recycled	201460 Drøbak City AS	-	-	-	-
Cardboard waste, recycled	201461 AmCo Bygg Nærbø AS	-	-	-	-
Cardboard waste, recycled	101550 Vestkanten AS	-	-	-	-
Cardboard waste, recycled	201496 Amfi Bygg Fauske AS	0.7	-	-	-
Cardboard waste, recycled	201469 Bårdshaug Nord AS	2.1	-	-	-

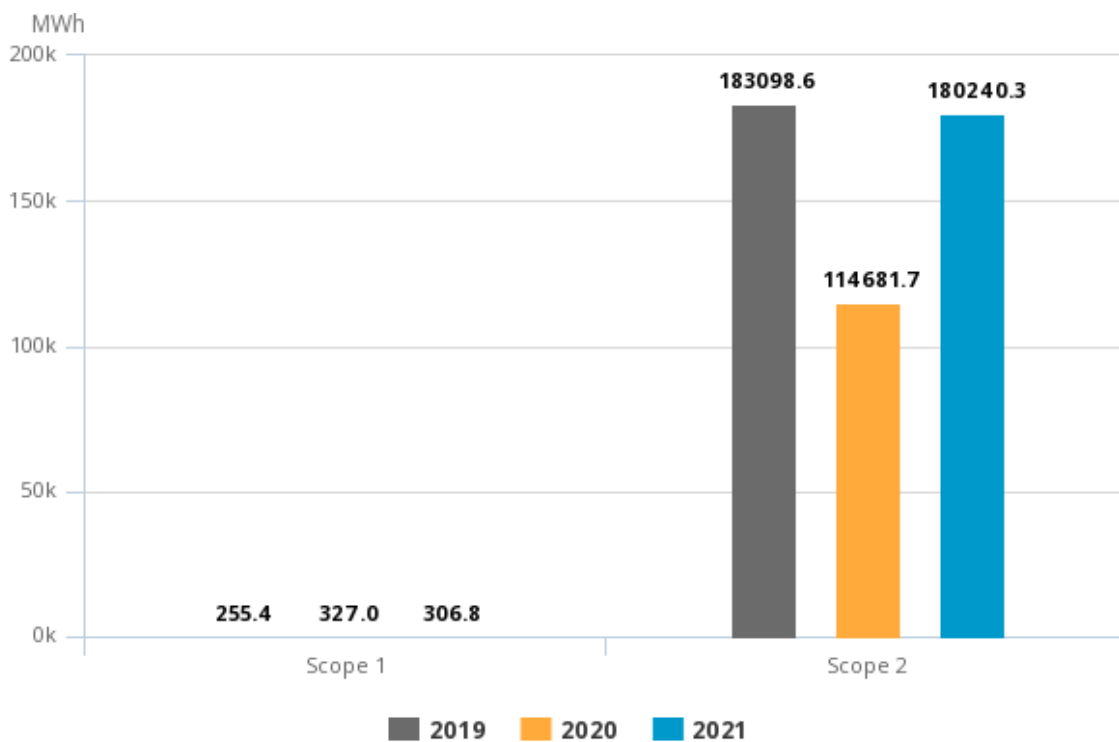
Cardboard waste, recycled	203721 Amfi Drift Storebrand AS	2.0	-	-	-
Cardboard waste, recycled	201488 Thon Kjøpesenter Øst AS	10.5	-	-	-
Cardboard waste, recycled	201432 Eiendomsselskapet Bryggerikvartalet AS	0.9	-	-	-
Cardboard waste, recycled	201466 Amfi Bygg Moa AS	0.1	-	-	-
Cardboard waste, recycled	201493 Thon Kjøpesenter Vest AS	-	-	-	-
Cardboard waste, recycled	101515 Gardermoen Park AS	0.1	-	-	-
Cardboard waste, recycled	101500 Olav Thon Eiendomsselskap ASA	12.7	-	-	-
Cardboard waste, recycled	203498 Amfi Drift AS	1.5	-	-	-
Cardboard waste, recycled	50597 Sartor Storsenter AS (ikke fult regnskap)	0.1	-	-	-
Cardboard waste, recycled	101560 Åsane Storsenter DA	-	-	-	-
Cardboard waste, recycled	201476 Thon Kjøpesenter Sør AS	1.1	-	-	-
Cardboard waste, recycled	101510 Jessheim Storsenter AS	2.7	-	-	-
Cardboard waste, recycled	101523 Thon Åsane AS	-	-	-	-
Cardboard waste, recycled	201453 Amco Bygg 2 Nærbø AS	-	-	-	-
Cardboard waste, recycled	101532 Bergen Storsenter AS	-	-	-	-
Cardboard waste, recycled	201471 Amfi Bygg Elverum AS	1.0	-	-	-
Cardboard waste, recycled	201758 Coop Rørvik Eiendom AS	0.7	-	-	-
Cardboard waste, recycled	201467 Solco AS	-	-	-	-
Cardboard waste, recycled	201054 Amfi Bygg Årnes AS	1.4	-	-	-
Cardboard waste, recycled	50585 Lagunen DA (ikke fult regnskap)	-	-	-	-
Cardboard waste, recycled	50580 Lagunen AS (ikke fult regnskap)	0.1	-	-	-
Cardboard waste, recycled	201823 OTI-Senteret Eiendom AS	0.7	-	-	-
Cardboard waste, recycled	55003 Sørlandsenteret Eiendom AS (ikke fult regnsk)	0.1	-	-	-
Cardboard waste, recycled	201800 Molde Storsenter AS	0.7	-	-	-
Cardboard waste, recycled	201492 Amfi Bygg Svolvær AS	0.5	-	-	-
Cardboard waste, recycled	201481 Thon Kjøpesenter Midt AS	-	-	4.8	100.0 %
Cardboard waste, recycled	201490 Thon Kjøpesenter Nord AS	-	-	7.7	100.0 %
Cardboard waste, recycled	201461 AmCo Bygg Naerboe AS	-	-	1.1	100.0 %
Cardboard waste, recycled		-	-	51.8	100.0 %
Cardboard waste, recycled	201469 Baardshaug Nord AS	-	-	2.0	100.0 %
Cardboard waste, recycled	201488 Thon Kjøpesenter øest AS	-	-	6.8	100.0 %
Cardboard waste, recycled	201493 Thon Kjøpesenter Vest AS	-	-	6.5	100.0 %
Cardboard waste, recycled	50597 Sartor Storsenter AS	-	-	4.5	100.0 %
Cardboard waste, recycled	101560 aasane Storsenter DA	-	-	3.1	100.0 %
Cardboard waste, recycled	201476 Thon Kjøpesenter Soer AS	-	-	8.6	100.0 %
Cardboard waste, recycled	101523 Thon aasane AS	-	-	2.2	100.0 %
Cardboard waste, recycled	201453 Amco Bygg 2 Naerboe AS	-	-	0.9	100.0 %
Cardboard waste, recycled	201758 Coop Roervik Eiendom AS	-	-	0.8	100.0 %
Cardboard waste, recycled	201054 Amfi Bygg aarnes AS	-	-	1.4	100.0 %
Cardboard waste, recycled	50585 Lagunen DA	-	-	7.7	100.0 %
Cardboard waste, recycled	50580 Lagunen AS	-	-	1.0	100.0 %
Cardboard waste, recycled	55003 Soerlandsenteret Eiendom AS	-	-	7.1	100.0 %
Mineral wool waste, recycled	201481 Thon Kjøpesenter Midt AS	-	-	-	-
Mineral wool waste, recycled	101550 Vestkanten AS	-	-	-	-
Mineral wool waste, recycled	201476 Thon Kjøpesenter Sør AS	-	-	-	-
Mineral wool waste, recycled	50585 Lagunen DA (ikke fult regnskap)	-	-	-	-
Mineral wool waste, recycled	201481 Thon Kjøpesenter Midt AS	-	-	-	100.0 %
Mineral wool waste, recycled	201490 Thon Kjøpesenter Nord AS	-	-	-	100.0 %

Mineral wool waste, recycled		-	-	-	100.0 %
Hazardous waste, incinerated	201481 Thon Kjøpesenter Midt AS	0.7	-	-	-
Hazardous waste, incinerated	201490 Thon Kjøpesenter Nord AS	2.3	-	-	-
Hazardous waste, incinerated	201053 Amfi Bygg Eidsvoll AS	0.7	-	-	-
Hazardous waste, incinerated	101550 Vestkanten AS	2.8	-	-	-
Hazardous waste, incinerated	201469 Bårdshaug Nord AS	3.4	-	-	-
Hazardous waste, incinerated	203721 Amfi Drift Storebrand AS	4.5	-	-	-
Hazardous waste, incinerated	201488 Thon Kjøpesenter Øst AS	0.2	-	-	-
Hazardous waste, incinerated	201432 Eiendomsselskapet Bryggerikvartalet AS	2.5	-	-	-
Hazardous waste, incinerated	201466 Amfi Bygg Moa AS	4.2	-	-	-
Hazardous waste, incinerated	101530 Thon Storo AS	0.8	-	-	-
Hazardous waste, incinerated	101501 OTE Eiendom AS	0.6	-	-	-
Hazardous waste, incinerated	101515 Gardermoen Park AS	0.3	-	-	-
Hazardous waste, incinerated	101500 Olav Thon Eiendomsselskap ASA	9.2	-	-	-
Hazardous waste, incinerated	203498 Amfi Drift AS	0.7	-	-	-
Hazardous waste, incinerated	50597 Sartor Storsenter AS (ikke fullt regnskap)	-	-	-	-
Hazardous waste, incinerated	101560 Åsane Storsenter DA	2.6	-	-	-
Hazardous waste, incinerated	201476 Thon Kjøpesenter Sør AS	1.4	-	-	-
Hazardous waste, incinerated	101510 Jessheim Storsenter AS	3.6	-	-	-
Hazardous waste, incinerated	201471 Amfi Bygg Elverum AS	0.2	-	-	-
Hazardous waste, incinerated	50585 Lagunen DA (ikke fullt regnskap)	6.5	-	-	-
Hazardous waste, incinerated	55003 Sørlandsenteret Eiendom AS (ikke fullt regnsk)	1.8	-	-	-
Hazardous waste, incinerated	201481 Thon Kjøpesenter Midt AS	-	-	4.5	100.0 %
Hazardous waste, incinerated	201490 Thon Kjøpesenter Nord AS	-	-	6.4	100.0 %
Hazardous waste, incinerated		-	-	33.2	100.0 %
Hazardous waste, incinerated	201469 Baardshaug Nord AS	-	-	1.3	100.0 %
Hazardous waste, incinerated	201488 Thon Kjøpesenter oest AS	-	-	2.5	100.0 %
Hazardous waste, incinerated	201493 Thon Kjøpesenter Vest AS	-	-	2.2	100.0 %
Hazardous waste, incinerated	50597 Sartor Storsenter AS	-	-	1.2	100.0 %
Hazardous waste, incinerated	101560 aasane Storsenter DA	-	-	12.8	100.0 %
Hazardous waste, incinerated	201476 Thon Kjøpesenter Soer AS	-	-	3.3	100.0 %
Hazardous waste, incinerated	301265 Fastighets AB overby Kopcentrum	-	-	-	100.0 %
Hazardous waste, incinerated	201054 Amfi Bygg aarnes AS	-	-	0.4	100.0 %
Hazardous waste, incinerated	50585 Lagunen DA	-	-	4.0	100.0 %
Hazardous waste, incinerated	55003 Soerlandsenteret Eiendom AS	-	-	1.9	100.0 %
Industrial waste, recycled	201490 Thon Kjøpesenter Nord AS	-	-	-	-
Industrial waste, recycled	201466 Amfi Bygg Moa AS	-	-	-	-
Industrial waste, recycled	201493 Thon Kjøpesenter Vest AS	-	-	-	-
Industrial waste, recycled	201481 Thon Kjøpesenter Midt AS	-	-	0.3	100.0 %
Industrial waste, recycled	201490 Thon Kjøpesenter Nord AS	-	-	0.1	100.0 %
Industrial waste, recycled		-	-	0.3	100.0 %
Industrial waste, recycled	201493 Thon Kjøpesenter Vest AS	-	-	0.1	100.0 %
Concrete waste, recycled	101550 Vestkanten AS	-	-	-	-
Concrete waste, recycled	201471 Amfi Bygg Elverum AS	-	-	-	-
Concrete waste, recycled	201481 Thon Kjøpesenter Midt AS	-	-	-	100.0 %
Concrete waste, recycled	201490 Thon Kjøpesenter Nord AS	-	-	-	100.0 %
Concrete waste, recycled		-	-	-	100.0 %
Soils contaminated, landfill	201469 Bårdshaug Nord AS	-	-	-	-

Soils contaminated, landfill	203498 Amfi Drift AS	-	-	-	-
Soils contaminated, landfill	50585 Lagunen DA (ikke fult regnskap)	-	-	-	-
Soils contaminated, landfill		-	-	0.4	100.0 %
Soils contaminated, landfill	201469 Baardshaug Nord AS	-	-	-	100.0 %
Soils contaminated, landfill	201493 Thon Kjøepesenter Vest AS	-	-	-	100.0 %
Soils contaminated, landfill	201476 Thon Kjøepesenter Soer AS	-	-	-	100.0 %
Soils contaminated, landfill	50585 Lagunen DA	-	-	0.5	100.0 %
Special waste, treated	201466 Amfi Bygg Moa AS	-	-	-	-
Special waste, treated		-	-	-	100.0 %
Hazardous waste, landfill	101500 Olav Thon Eiendomsselskap ASA	-	-	-	-
Hazardous waste, landfill	50585 Lagunen DA (ikke fult regnskap)	-	-	-	-
Hazardous waste, landfill	201481 Thon Kjøepesenter Midt AS	-	-	-	100.0 %
Hazardous waste, landfill		-	-	-	100.0 %
Hazardous waste, landfill	50585 Lagunen DA	-	-	-	100.0 %
Mixed waste, recycled		-	190.0	-	-100.0 %
Waste water treatment	50597 Sartor Storsenter AS	-	-	-	100.0 %
Tjenestereiser total		155.4	5.9	35.2	492.5 %
Air travel, domestic, incl. RF	201481 Thon Kjøepesenter Midt AS	1.5	-	-	-
Air travel, domestic, incl. RF	201490 Thon Kjøepesenter Nord AS	29.6	-	-	-
Air travel, domestic, incl. RF	204497 Amfi Kreativ AS	9.8	3.8	-	-100.0 %
Air travel, domestic, incl. RF	201496 Amfi Bygg Fauske AS	1.1	-	-	-
Air travel, domestic, incl. RF	201469 BAardshaug Nord AS	0.2	-	-	-
Air travel, domestic, incl. RF	203721 Amfi Drift Storebrand AS	3.3	-	-	-
Air travel, domestic, incl. RF	201488 Thon Kjøepesenter Øst AS	0.4	-	-	-
Air travel, domestic, incl. RF	201493 Thon Kjøepesenter Vest AS	0.7	-	-	-
Air travel, domestic, incl. RF	203498 Amfi Drift AS	89.4	-	-	-
Air travel, domestic, incl. RF	201730 Amfi Bygg Longyearbyen AS	3.4	-	-	-
Air travel, domestic, incl. RF	201476 Thon Kjøepesenter Soer AS	2.0	-	-	-
Air travel, domestic, incl. RF	201495 L.A. Meyer Eiendom AS	0.7	-	-	-
Air travel, domestic, incl. RF	101532 Bergen Storsenter AS	0.3	-	-	-
Air travel, domestic, incl. RF	201758 Coop Rørvik Eiendom AS	0.8	-	-	-
Air travel, domestic, incl. RF	101527 Sørlandssenteret Eiendom AS	0.5	-	-	-
Air travel, domestic, incl. RF	101530 Thon Storo AS	-	-	-	-100.0 %
Air travel, domestic, incl. RF	101560 Aasane Storsenter DA	-	0.2	-	-100.0 %
Air travel, domestic, incl. RF	201011 Amfi Bygg Roseby AS	-	0.3	-	-100.0 %
Air travel, continental, incl. RF	201481 Thon Kjøepesenter Midt AS	0.4	-	-	-
Air travel, continental, incl. RF	201490 Thon Kjøepesenter Nord AS	1.4	-	8.0	100.0 %
Air travel, continental, incl. RF	204497 Amfi Kreativ AS	1.9	1.4	1.4	-1.5 %
Air travel, continental, incl. RF	201496 Amfi Bygg Fauske AS	0.2	-	0.4	100.0 %
Air travel, continental, incl. RF	201469 BAardshaug Nord AS	0.2	-	0.6	100.0 %
Air travel, continental, incl. RF	203721 Amfi Drift Storebrand AS	0.4	-	0.9	100.0 %
Air travel, continental, incl. RF	203498 Amfi Drift AS	3.7	-	21.2	100.0 %
Air travel, continental, incl. RF	201730 Amfi Bygg Longyearbyen AS	0.2	-	0.6	100.0 %
Air travel, continental, incl. RF	201476 Thon Kjøepesenter Soer AS	0.3	-	0.6	100.0 %
Air travel, continental, incl. RF	101532 Bergen Storsenter AS	2.9	-	-	-
Air travel, continental, incl. RF	201758 Coop Rørvik Eiendom AS	0.2	-	-	-
Air travel, continental, incl. RF	101530 Thon Storo AS	-	0.2	-	-100.0 %
Air travel, continental, incl. RF	101560 Aasane Storsenter DA	-	-	0.1	-
Air travel, continental, incl. RF	201011 Amfi Bygg Roseby AS	-	-	-	-100.0 %
Air travel, continental, incl. RF	201481 Thon Kjøepesenter Midt AS	-	-	1.0	100.0 %

Air travel, continental, incl. RF	201758 Coop Roervik Eiendom AS	-	-	0.3	100.0 %
Air travel, continental, incl. RF	55003 Soerlandsenteret Eiendom AS (ikke fullt regnsk)	-	-	0.1	100.0 %
Air travel, continental, incl. RF	201800 Molde Storsenter AS	-	-	0.1	100.0 %
Scope 3 total		3,025.8	3,443.2	4,556.8	32.3 %
Total		9,287.2	8,220.0	9,377.2	14.1 %
Prosentvis endring		100.0 %	-11.5 %	14.1 %	

Årlig energiforbruk(MWh) Scope 1 & 2



Årlige markedsbaserte utslipp

Kategori	Enhet	2019	2020	2021
Elektrisitet Sum (Scope 2) med Markedsbaserte beregninger	tCO ₂ e	27,768.3	30,161.3	30,745.0
Scope 2 Sum med Markedsbaserte strømberegninger	tCO ₂ e	28,660.2	30,161.3	31,402.9
Scope 1+2+3 Totalt med Markedsbaserte strømberegninger	tCO ₂ e	31,746.8	33,679.3	36,031.7
Prosentvis endring		100.0 %	6.1 %	7.0 %

Metodikk og kilder

GHG-protokollen er utviklet av «World Resources Institute» (WRI) og «World Business Council for Sustainable Development» (WBCSD). Analysen i denne rapporten er utført iht. "A Corporate Accounting and Reporting Standard Revised edition", én av fire regnskapsstandarder under GHG-protokollen. Standarden omfatter følgende klimagasser, som omregnes til CO₂-ekvivalenter: CO₂, CH₄ (metan), N₂O (lystgass), SF₆, NF₃, HFK og PFK gasser.

Denne analysen er basert på operasjonell kontroll aspektet, som dermed definerer hva som skal inngå i klimaregnskapet av en organisasjons driftsmidler, så vel som fordeling mellom de ulike scopene. I metoden skilles det mellom operasjonell kontroll og finansiell kontroll. Hvis operasjonell kontrollmetoden benyttes så inkluderes utslippskilder som organisasjonen fysisk kontrollerer, men ikke nødvendigvis eier. Man rapporterer dermed heller ikke over utslippskilder som man eier, men ikke har kontroll (f.eks. det er leietaker som rapporterer strømforbruket i scope 2, ikke utleier).

Klimaregnskapet er inndelt i tre nivåer (scopes) som består av både direkte og indirekte utslippskilder.

Scope 1 Obligatorisk rapportering inkluderer alle utslippskilder knyttet til driftsmidler der organisasjonen har operasjonell kontroll. Dette inkluderer all bruk av fossilt brensel for stasjonær bruk eller transportbehov (egeneide, leiede eller leasede kjøretøy, oljekjeler etc.). Videre inkluderes eventuelle direkte prosessutslipp (av de seks klimagassene).

Scope 2 Obligatorisk rapportering av indirekte utslipp knyttet til innkjøpt energi; elektrisitet eller fjernvarme/-kjøling. Dette gjelder f.eks. for bygg som man leier og ikke nødvendigvis eier. Utslippsfaktorene som benyttes i CEMAsys for elektrisitet er basert på nasjonale brutto produksjonsmikser fra International Energy Agency's statistikk (IEA Stat). Den nordiske miksfaktoren dekker produksjonen i Sverige, Finland, Norge og Danmark og reflekterer det felles nordiske markedsområdet (Nord Pool Spot). I forhold til utslippsfaktorer på fjernvarme benyttes enten faktisk produksjonsmikser basert på innhentet informasjon fra den enkelte produsent, eller gjennomsnittsmikser basert på IEA statistikk (se kildehenvisning).

I januar 2015 ble GHG Protokollens (2015) nye retningslinjer for beregning av utslipp fra elektrisitetsforbruk publisert. Her åpnes det for todelt rapportering av elektrisitetsforbruk.

I praksis betyr det at virksomheter som rapporterer sine klimagassutslipp skal synliggjøre både reelle klimagassutslipp som stammer fra produksjonen av elektrisitet, og de markedsbaserte utslippene knyttet til kjøp av opprinnelsesgarantier. Hensikten med denne endringen er på den ene siden å vise effekten av energieffektivisering og sparetiltak (fysisk), og på den annen siden å vise effekten av å inngå kjøp av fornybar elektrisitet gjennom opprinnelsesgaranti (markedsbasert). Dermed belyses effekten av samtlige tiltak som en virksomhet kan gjennomføre knyttet til forbruk av elektrisitet.

Fysisk perspektiv (lokasjonsbasert metode): Denne utslippsfaktoren er basert på faktiske utslipp knyttet til elektrisitetsproduksjon innenfor et spesifikt område. Innenfor dette området er det ulike energiprodusenter som benytter en mikser av energibærere, der de fossile energibærerne (kull, gass, olje) medfører direkte utslipp av klimagasser. Disse klimagassene reflekteres gjennom utslippsfaktoren og fordeles dermed til hver enkelt forbruker.

Markedsbasert perspektiv: Beregningen av utslippsfaktor baseres på om virksomheten velger å kjøpe opprinnelsesgarantier eller ikke. Ved kjøp av opprinnelsesgarantier dokumenterer leverandøren at kjøp av elektrisitet kommer fra kun fornybare kilder, som gir en utslippsfaktor på 0 gram CO₂e per kWh.

Elektrisitet som ikke er knyttet til opprinnelsesgarantier får en utslippsfaktor basert på produksjonen som er igjen etter at opprinnelsesgarantiene for fornybar andel er solgt. Dette kalles *residual mikser*, og er normalt signifikant høyere enn den lokasjonsbaserte faktoren.

Scope 3 Frivillig rapportering av indirekte utslipp knyttet til innkjøpte varer eller tjenester. Dette er utslipp som indirekte kan knyttes til organisasjonens aktiviteter, men som foregår utenfor deres kontroll (derav indirekte). Typisk scope 3 rapportering vil inkludere flyreiser, logistikk/transport av varer, avfall, forbruk av

ulike råstoff etc.

Generelt bør et klimaregnskap inkludere nok relevant informasjon slik at det kan brukes som beslutningsstøtteverktøy for virksomhetens ledelse. For å få til dette er det viktig å inkludere de elementer som har økonomisk relevans og tyngde, og som det er mulig å gjøre noe med.

Referanser:

[Department for Business, Energy & Industrial Strategy](#) (2020). Government emission conversion factors for greenhouse gas company reporting (DEFRA)

IEA (2020). CO2 emission from fuel combustion, International Energy Agency (IEA), Paris.

IEA (2020). Electricity information, International Energy Agency (IEA), Paris.

IMO (2020). Reduction of GHG emissions from ships - Third IMO GHG Study 2014 (Final report). International Maritime Organisation, <http://www.iadc.org/wp-content/uploads/2014/02/MEPC-67-6-INF3-2014-Final-Report-complete.pdf>

IPCC (2014). IPCC fifth assessment report: Climate change 2013 (AR5 updated version November 2014). <http://www.ipcc.ch/report/ar5/>

AIB, RE-DISS (2020). Reliable disclosure systems for Europe – Phase 2: European residual mixes.

WBCSD/WRI (2004). The greenhouse gas protocol. A corporate accounting and reporting standard (revised edition). World Business Council on Sustainable Development (WBCSD), Geneva, Switzerland /World Resource Institute (WRI), Washington DC, USA, 116 pp.

WBCSD/WRI (2011). Corporate value chain (Scope 3) accounting and reporting standard: Supplement to the GHG Protocol corporate accounting and reporting standard. World Business Council on Sustainable Development (WBCSD), Geneva, Switzerland /World Resource Institute (WRI), Washington DC, USA, 149 pp.

WBCSD/WRI (2015). GHG protocol Scope 2 guidance: An amendment to the GHG protocol corporate standard. World Business Council on Sustainable Development (WBCSD), Geneva, Switzerland /World Resource Institute (WRI), Washington DC, USA, 117 pp.

Referanselisten over er ikke komplett, men inneholder de viktigste referansene som benyttes i CEMAsys. I tillegg vil det være en rekke lokale/nasjonale kilder som kan være aktuelle, avhengig av hvilke utslippsfaktorer som benyttes.